



RAM METAL INDUSTRIES, L.L.C.

DUBAI INDUSTRIAL CITY
DUBAI, U.A.E.

T: +971 4 451 8884
F: +971 4 454 7073

www.rammetal.com


contactus@rammetal.com

RAM
POWERED BY DORSO

MASTER CATALOG



POWERED BY DORSO



A photograph of a modern, multi-level interior space, likely a lobby or atrium. The ceiling is high and features a series of parallel, angled wooden slats. The floor is composed of large, colorful hexagonal tiles in shades of orange, yellow, and grey. In the foreground, there are two modern, light blue armchairs with black bases. In the background, there are orange sofas, a reception desk with a sign that says "GEMS NATIONS ACADEMY", and a large indoor plant. The space is well-lit with natural light and modern pendant lights.

MAKING THE WO EXTRAORDINARY

RLD'S SPACES

Our vision is to advance the design and technology of architectural solutions for our clients and the world. We aim to stay at the leading edge of our industry by introducing sustainable solutions that bring light and beauty to the spaces we create.



1957

Company founded by
Samir Rayes in Kuwait

1967

Factory branch opens
in Beirut

1977

Factory expansion
in Kuwait

First production of metal
ceilings

High quality ceilings and
partition solutions added

OUR STORY

In 1957, Samir Rayes founded a ceiling manufacturing company in Kuwait based on exceptional quality and morally ethical business practices. His vision and dream expanded to Beirut in 1967, adding to their portfolio the production of metal ceilings. Samir broadened the work of the facility in Kuwait to include industrial extrusion in 1977, manufacturing high-quality ceiling and partition solutions while maintaining a commitment to quality and integrity.

After graduating from George Washington University in Washington, D.C., in 1989, Samir's son Ghaith El Rayes continued his father's legacy by establishing RAM in Dubai, expanding the company from linear profiles into custom solutions to provide a superior experience that elevates light and beauty.

As the market demand for custom ceiling solutions grew, Ghaith ventured into yet a larger manufacturing facility in the Dubai Industrial City in 2010, establishing RAM as the largest ceiling manufacturing company in the Middle East and one of the leading ceiling companies worldwide. To ensure RAM maintain the highest international standards of quality while serving megaprojects, a logistics facility was inaugurated in 2017.

Today, RAM is based in Dubai and is a global leader in design and manufacturing, harnessing our natural resources to create exceptional architectural solutions. As a family business, we value relationships and honesty, working as full partners with our clients to bring their vision to life.



1989

Ghaith El Rayes joins the company

Dubai branch established
Custom ceiling solutions added

2009

Expansion to larger manufacturing facility in Dubai

RAM established as largest ceiling manufacturer in the Middle East

2017+

Logistics facility inaugurated in Dubai

RAM a global leader in the manufacture of architectural metal solutions



WHAT WE DO

RAM provides high-quality architectural metal solutions ranging from innovative metal ceilings, integrated lighting, movable decorative walls, to internal and external architectural wall cladding - creating elegant, illuminated spaces.







RAM 610 SR | Midfield Terminal Project | U.A.E.



RAM 950 3D | Toyota Showroom | U.A.E.



RAM 5010 Metal Bulkhead | Midfield Terminal Project | U.A.E.







OUR PROCESS

We deliver high-quality products for our clients, working with architects to create solutions that are environmentally sound, architecturally innovative, and inspirational.

GUIDED BY DRIVEN BY



INTEGRITY, INNOVATION

OUR FUTURE


We value the act of reinvention and innovation, striving to create and improve sustainable solutions that meet the highest industry standards while advancing the technology to bring superior products to life.

CEILING SYSTEMS

100 SERIES LINEAR



Strip
RAM 111



Strip
RAM 121-122




Strip
RAM 131

200 SERIES MODULAR



Clip-in
RAM 211-212



Lay-in/Lay-on
RAM 221-223




Hook-on
RAM 231



Snap-on
RAM 241

300 SERIES OPEN GRID



Open Cell
Continuous
RAM 311-314




Open Cell Lay-on
RAM 321-323




Open Cell Torsion
RAM 331

400 SERIES CORRIDOR SOLUTIONS



Self Supported
Hook-on
RAM 411



Self Supported
Lay-in
RAM 421



Self Supported
Clip-in
RAM 431



Self Supported
Slide
RAM 441-443


500 SERIES BEAM GRID



Continuous/Inverted
RAM 511-512



Threaded/Flat
RAM 521-522




Hook-on
RAM 531

600 SERIES TORSION



SR
RAM 611



T
RAM 621-622

700 SERIES
FIRE RATED




F90
RAM 711



F120
RAM 721

800 SERIES
SECURITY



High Guard
RAM 811-812

900 SERIES
BAFFLE



Blade
RAM 911-912



Baffle
RAM 921-922



Tubular
RAM 931-932



Diaspace
RAM 941



3D
RAM 951

1000 SERIES
CURVED



Wings
RAM 1011



Waves
RAM 1021

1100 SERIES
MESH



Mesh
RAM 1111-1114

1200 SERIES
BESPOKE



Bespoke
RAM 1211

WALL SYSTEMS

2000 SERIES
DEMOUNTABLE INTER-
NAL METAL CLADDING



Internal Wall
Covering
RAM 2011-2014



Internal Column
Covering
RAM 2021-2024

2100 SERIES
EXTERNAL METAL
CLADDING

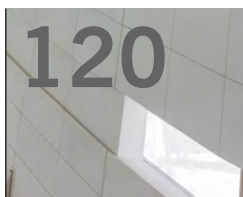


External Wall
Covering
RAM 2111-2114



External Column
Covering
RAM 2121-2124

2200 SERIES
BESPOKE
WALL CLADDING



Bespoke Wall
Cladding
RAM 2211

SHADE CONTROL

3000 SERIES
SHADE CONTROL



Shade Control
RAM 3011

ARCHITECTURAL ELEMENTS

5000 SERIES
METAL BULKHEAD




Metal Bulkhead
RAM 5011-5012

5100 SERIES
METAL COVE LIGHT



Metal Light Reflector
RAM 5111


5200 SERIES
METAL SKIRTING



Metal Skirting
RAM 5211

SURFACE DESIGN PATTERNS

6000 SERIES
SURFACE DESIGN
PATTERNS



Perforation Patterns
6010




Expanded
Metal Mesh Patterns
6020

TECHNICAL INFO

144 COLORS/FINISHES

150 DATA/PERFORMANCE







CEILING SYSTEMS
LINEAR

110 STRIP

120 STRIP

130 STRIP

CEILING SYSTEMS

LINEAR

110 series

STRIP

A strip ceiling system designed for internal and external application, with flush filler (rounded edge). Acoustics performance for internal system. Easy accessibility to ceiling void with access key tool. Offered in a wide range of sizes, colors & finishes.

FEATURES

MATERIAL

Aluminum Alloy as per EN AW 3000 or 5000 series.

Zinc Plated Galvanized Steel G90 grade.

THICKNESS

Aluminum: 0.5mm to 2.00mm.

Galvanized Steel: 0.45mm to 1.00mm

+ Custom thickness are available upon request

SURFACE FINISH

Plain
Perforated

SIZES

MODULE WIDTHS (mm): 100/150/200/300

STRIP WIDTHS (mm): 85/135/185/285

FILLER STRIP WIDTH: 15mm

PANEL DEPTH: 15mm

EDGE DETAIL:

RAM 111: Rounded

+ Custom sizes are available upon request

COATING

Polyester Coating: (5 μ (Back) + 20 μ (Face))

Polyester Powder Coating: (70 μ -80 μ)


+ High Performance Coatings like PESDF, PVDF and POLYAMIDE are available upon request.

INSULATION

Acoustic Black Fleece is non-flammable and meets the standard DIN 4102 / B1. Classification A1 according to EN 13501-1.

Rockwool slabs conforming to ASTM C612 and equivalent BS 3958-5 are provided for acoustic insulation.

COLORS

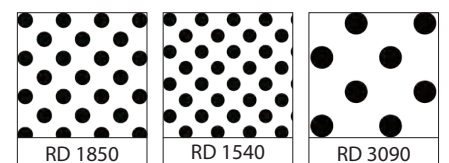


SPECIAL FINISHES



+ See page 144 for additional colors & special finishes available

PERFORATION PATTERNS



+ See page 136 for all other pattern options

DATA / PERFORMANCE



ACOUSTICS

Tested as per BS EN ISO 354: 2003 for sound absorption, noise reduction and sound attenuation.

NRC achieved with Acoustic Black fleece – NRC 0.75

NRC achieved with Acoustic Black Fleece and Rockwool Insulation – NRC 1.00

Tested as per ASTM E1414-11a for Airborne Sound Attenuation as per ISO 10848-2.

CAC can achieved up to – 48 dB

Perforated & Sound Attenuation cover



ANTI BACTERIAL COATING

Tested as per JIS Z 2801: 2000, which inhibits the growth of bacteria on the applied surface.



LIGHT REFLECTANCE (LR)

Achieved by the metal ceiling is LR – 0.85-0.96 tested as per ASTM E 1477.



FIRE PERFORMANCE

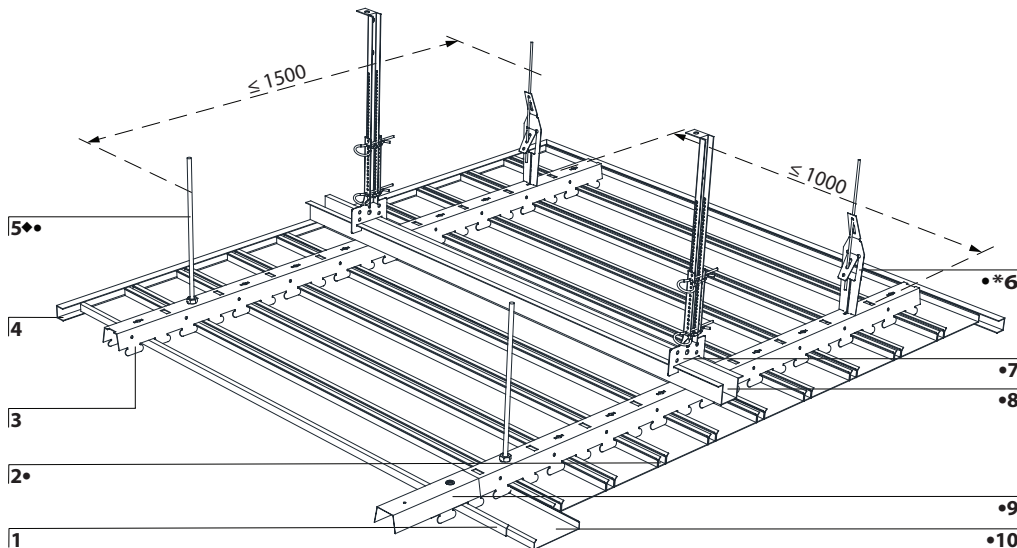
Surface Spread of flame Class 1 tested as per BS 476: Part 7: 1997

“Non-Combustible” Material tested as per BS 476: Part4: 1970

Flame Spread and Smoke Development Index tested as per ASTM E84 (Class 1 or A)

RAM 111 STRIP WITH FLUSH FILLER

ISOMETRIC DETAIL



COMPONENTS

- 1 Strip
- 2 Filler Strip •
- 3 Main Carrier
- 4 Wall Trim ♦
- 5 Threaded Rod •
- 6 Adjustment Clip ♦♦
- 7 Rigid Hanging System •
- 8 Stabilizer •
- 9 C Splice •
- 10 S Splice •
- 11 Wedge •

♦ For external application

* For internal application

• Optional

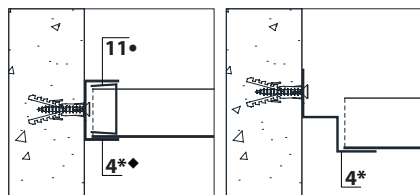
Custom sizes can be offered

PANEL FILLER STRIP CONFIGURATION




RAM-111

PERIMETER OPTIONS



PANEL STRIP MODULE



RAM-111

CEILING SYSTEMS
LINEAR

120 series STRIP

A strip ceiling system designed for internal and external application, with closed groove & butt joint. Acoustics performance for internal system. Easy accessibility by sliding the strip out of the carrier. Progressive access to ceiling void. Offered in a wide range of sizes, colors & finishes.

FEATURES

MATERIAL

Aluminum Alloy as per EN AW 3000 or 5000 series.

Zinc Plated Galvanized Steel G90 grade.

THICKNESS

Aluminum: 0.45mm to 0.8mm.

Galvanized Steel: 0.45mm to 0.7mm

+ Custom thickness are available upon request

SURFACE FINISH

Plain
Perforated

SIZES

STRIP WIDTHS (mm):

RAM 121: 100/150/200/300

RAM 122: 200/300

PANEL DEPTH: 15mm

EDGE DETAIL:

RAM 121: Closed Groove (20mm)

RAM 122: Square Butt Joint

+ Custom sizes are available upon request

COATING

Polyester Coating: ((5 μ (Back) + 20 μ (Face))

Polyester Powder Coating: (70 μ -80 μ)


+ High Performance Coatings like PESDF, PVDF and POLYAMIDE are available upon request.

INSULATION

Acoustic Black Fleece is non-flammable and meets the standard DIN 4102 / B1. Classification A1 according to EN 13501-1.

Rockwool slabs conforming to ASTM C612 and equivalent BS 3958-5 are provided for acoustic insulation.

COLORS

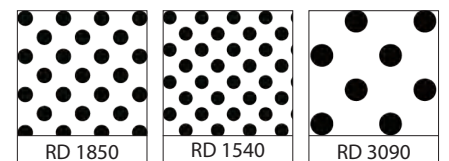


SPECIAL FINISHES



+ See page 144 for additional colors & special finishes available

PERFORATION PATTERNS



+ See page 136 for all other pattern options

DATA / PERFORMANCE



ACOUSTICS

Tested as per BS EN ISO 354: 2003 for sound absorption, noise reduction and sound attenuation.

NRC achieved with Acoustic Black fleece – NRC 0.75

NRC achieved with Acoustic Black Fleece and Rockwool Insulation – NRC 1.00

Tested as per ASTM E1414-11a for Airborne Sound Attenuation as per ISO 10848-2.

CAC can achieved up to – 48 dB

Perforated & Sound Attenuation cover



ANTI BACTERIAL COATING

Tested as per JIS Z 2801: 2000, which inhibits the growth of bacteria on the applied surface.



LIGHT REFLECTANCE (LR)

Achieved by the metal ceiling is LR – 0.85-0.96 tested as per ASTM E 1477.



WIND RESISTANCE

Tested as per ASTM E330-02.



FIRE PERFORMANCE

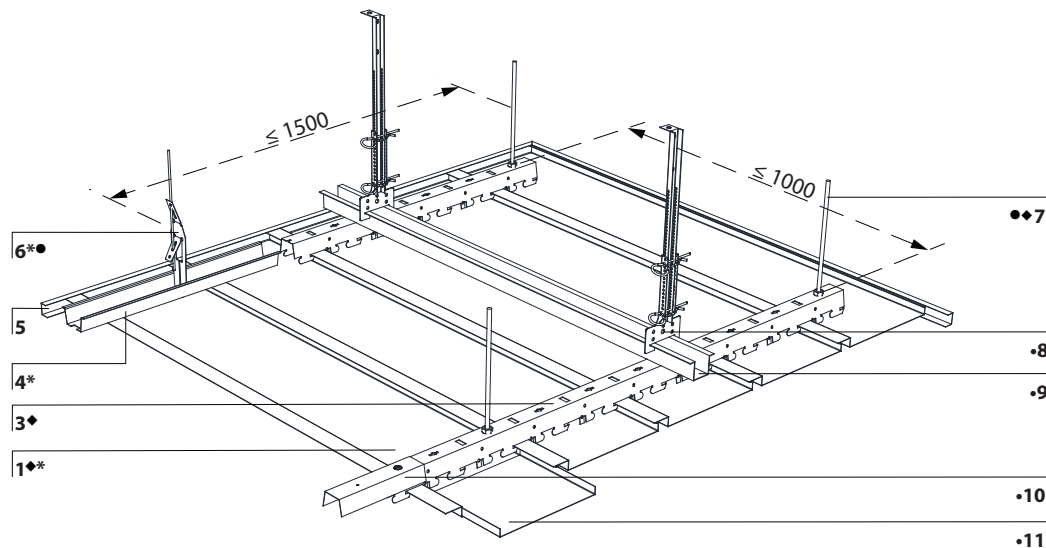
Surface Spread of flame Class 1 tested as per BS 476: Part 7: 1997

“Non-Combustible” Material tested as per BS 476: Part4: 1970

Flame Spread and Smoke Development Index tested as per ASTM E84 (Class 1 or A)

RAM 121 STRIP WITH CLOSED GROOVE RAM 122 STRIP WITH BUTT JOINT

ISOMETRIC DETAIL



COMPONENTS

- 1 Strip ♦♦
- 2 RAM-122 Main Carrier ♦
- 3 RAM-121 Main Carrier ♦
- 4 RAM-121 Main Carrier *
- 5 Wall Trim
- 6 Adjustment Clip ♦♦
- 7 Threaded Rod ♦♦
- 8 Rigid Hanging System♦
- 9 Stabilizer ♦
- 10 S Splice ♦
- 11 C Splice ♦
- 12 Wedge ♦

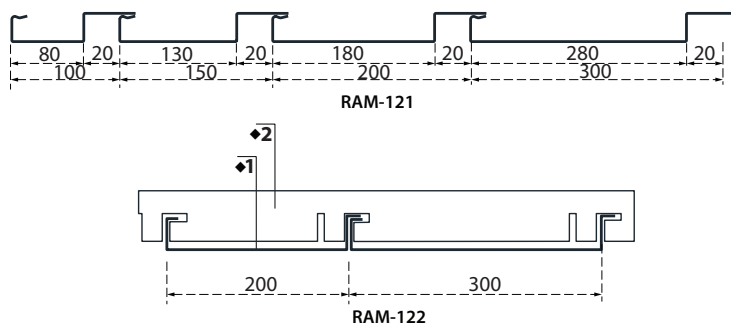
♦ For external application

* For internal application

♦ Optional

Custom sizes can be offered

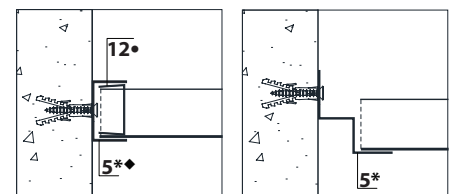
PANEL STRIP MODULES



JOINT DETAIL



PERIMETER OPTIONS



130 series STRIP



A strip ceiling system for internal and external application, with V Joint. Acoustics performance for internal system. Accessibility to ceiling void with access key tool for internal application and progressive access for external application. Offered in a wide range of sizes, colors & finishes.

FEATURES

MATERIALS

Aluminum Alloy as per EN AW 3000 or 5000 series.

Zinc Plated Galvanized Steel G90 grade.

THICKNESS

0.7mm to 0.8mm.

+ Custom thickness are available upon request

SURFACE FINISH

Plain
Perforated

SIZES

STRIP WIDTH (mm): 200/300/400

PANEL DEPTH: 33mm

EDGE DETAIL: Closed V

+ Custom sizes are available upon request

HIGH WIND RESISTANCE

Up to 215km/hr

COATING

Polyester Coating: ((5 μ (Back) + 20 μ (Face))

Polyester Powder Coating: (70 μ -80 μ)


+ High Performance Coatings like PESDF, PVDF and POLYAMIDE are available upon request.

INSULATION

Acoustic Black Fleece is non-flammable and meets the standard DIN 4102 / B1. Classification A1 according to EN 13501-1.

Rockwool slabs conforming to ASTM C612 and equivalent BS 3958-5 are provided for acoustic insulation.

COLORS

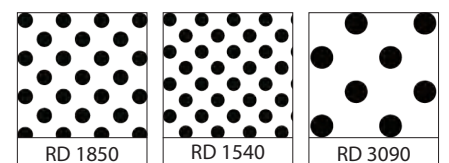


SPECIAL FINISHES



+ See page 144 for additional colors & special finishes available

PERFORATION PATTERNS



+ See page 136 for all other pattern options

DATA / PERFORMANCE



ACOUSTICS

Tested as per BS EN ISO 354: 2003 for sound absorption, noise reduction and sound attenuation.

NRC achieved with Acoustic Black fleece – NRC 0.75

NRC achieved with Acoustic Black Fleece and Rockwool Insulation – NRC 1.00

Tested as per ASTM E1414-11a for Airborne Sound Attenuation as per ISO 10848-2.

CAC can achieved up to – 48 dB

Perforated & Sound Attenuation cover



ANTI BACTERIAL COATING

Tested as per JIS Z 2801: 2000, which inhibits the growth of bacteria on the applied surface.



LIGHT REFLECTANCE (LR)

Achieved by the metal ceiling is LR – 0.85-0.96 tested as per ASTM E 1477.



WIND RESISTANCE

Tested as per ASTM E330-02.



FIRE PERFORMANCE

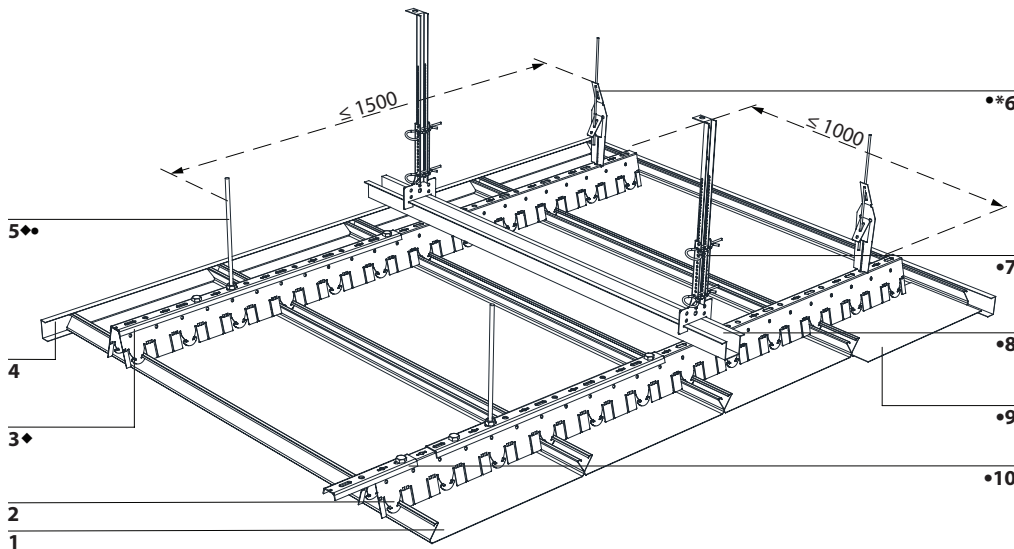
Surface Spread of flame Class 1 tested as per BS 476: Part 7: 1997

“Non-Combustible” Material tested as per BS 476: Part4: 1970

Flame Spread and Smoke Development Index tested as per ASTM E84 (Class 1 or A)

RAM 131 STRIP WITH V JOINT

ISOMETRIC DETAIL



COMPONENTS

- 1 Strip
- 2 Main Carrier
- 3 Reinforcement Angle ♦
- 4 Wall Trim
- 5 Threaded Rod ♦♦
- 6 Adjustment Clip ♦♦
- 7 Rigid Hanging System ♦
- 8 Stabilizer ♦
- 9 S Splice ♦
- 10 C Splice ♦
- 11 Bolt & Nut ♦
- 12 Wedge ♦


♦ For external application

* For internal application

• Optional

Custom sizes can be offered

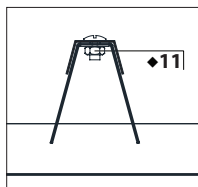
PANEL STRIP MODULE



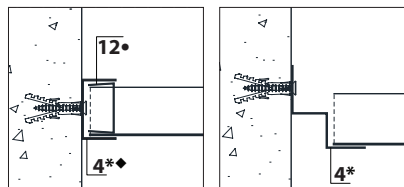
JOINT DETAIL



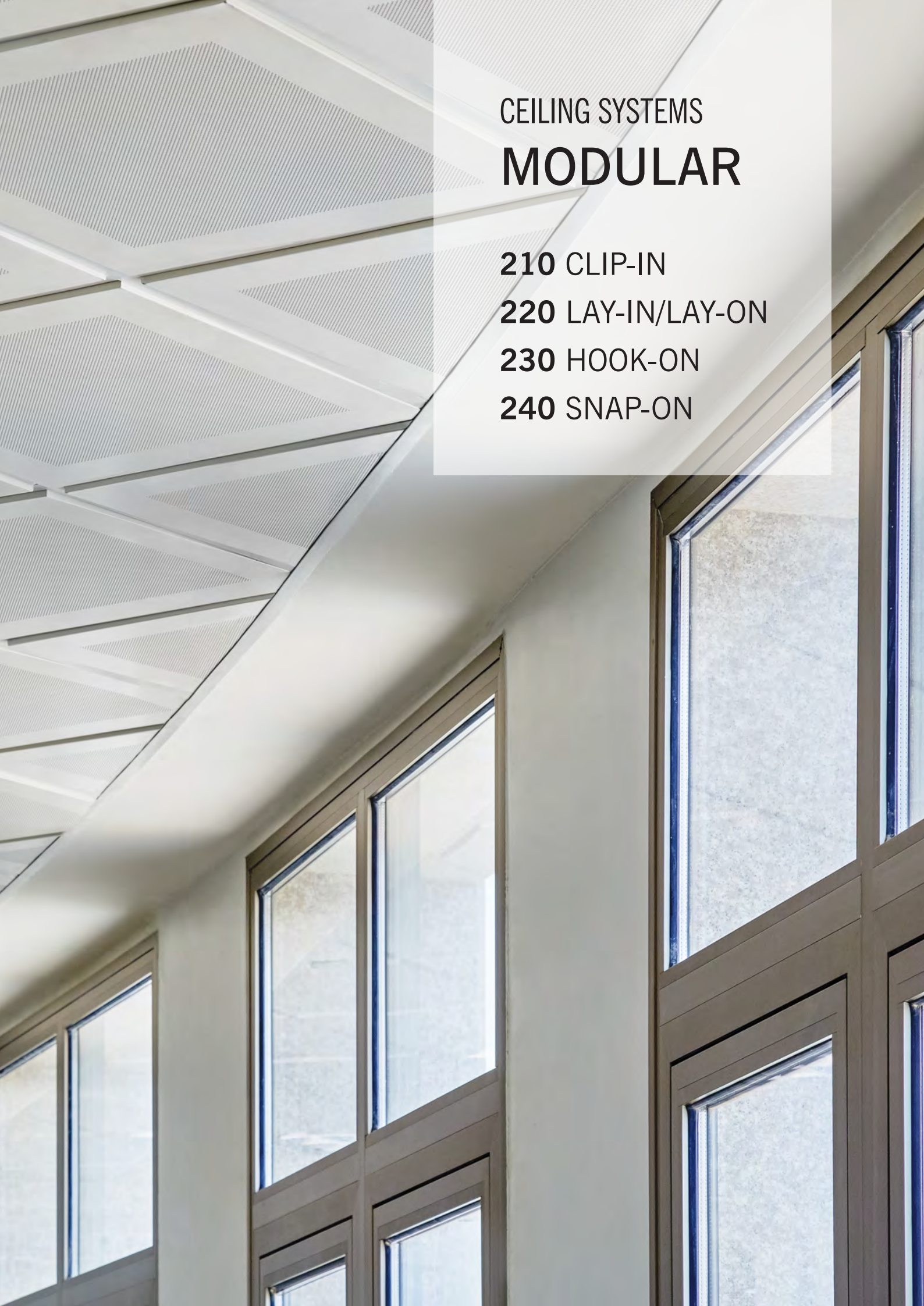
REINFORCEMENT DETAIL



PERIMETER OPTIONS







CEILING SYSTEMS **MODULAR**

210 CLIP-IN

220 LAY-IN/LAY-ON

230 HOOK-ON

240 SNAP-ON

CEILING SYSTEMS
MODULAR

210 series

CLIP-IN

Clip-In type ceiling designed for internal application. Clipped in to a concealed suspension system. Fully demountable with downward accessibility / hinge down accessibility using panel removal access key tool. Offered in a wide range of sizes, colors & finishes.

FEATURES

MATERIAL

Aluminum Alloy as per EN AW 3000 or 5000 series.

Zinc Plated Galvanized Steel G90 grade.

THICKNESS

Aluminum: 0.5mm to 0.8mm.

Galvanized Steel: 0.45mm to 0.7mm

+ Custom thickness are available upon request

SURFACE FINISH

Plain
Perforated

COATING

Polyester Coating: (5μ (Back) + 20μ (Face))

Polyester Powder Coating: (70μ -80μ)





+ High Performance Coatings like PESDF, PVDF and POLYAMIDE are available upon request.

INSULATION

Acoustic Black Fleece is non-flammable and meets the standard DIN 4102 / B1. Classification A1 according to EN 13501-1.

Rockwool slabs conforming to ASTM C612 and equivalent BS 3958-5 are provided for acoustic insulation.

COLORS

			
RAL 9003	RAL 9010	RAL 9016	RAL 9006

SPECIAL FINISHES

			
Red Oak	Natural	Mirror	Brush

+ See page 144 for additional colors & special finishes available

+ Special finishes can be provided in lamination, sublimation or coil coating process.

SIZES (mm)




	Panel Joint Details			RAM 211	RAM 212
	Square	5 mm Beveled	3mm Beveled		
300 X 300	•	•		•	
300 X 600	•	•		•	
300 X 1200	•	•		•	
600 X 600	•	•	•	•	•
600 X 1200	•	•		•	•
600 X 1800	•			•	•
1200 X 1200	•			•	•

*RAM 211 –With tool key access

*RAM 212 –With hinge down access

+ Custom Sizes available upon request

PERFORATION PATTERNS

		
RD 1850	RD 1540	RD 3090

+ See page 136 for all other pattern options

DATA / PERFORMANCE



ACOUSTICS

Tested as per BS EN ISO 354: 2003 for sound absorption, noise reduction and sound attenuation.

NRC achieved with Acoustic Black fleece – NRC 0.75

NRC achieved with Acoustic Black Fleece and Rockwool Insulation – NRC 1.00

Tested as per ASTM E1414-11a for Airborne Sound Attenuation as per ISO 10848-2.

CAC can achieved up to – 48 dB

Perforated & Sound Attenuation cover



ANTI BACTERIAL COATING

Tested as per JIS Z 2801: 2000, which inhibits the growth of bacteria on the applied surface.



LIGHT REFLECTANCE (LR)

Achieved by the metal ceiling is LR – 0.85-0.96 tested as per ASTM E 1477.



FIRE PERFORMANCE

Surface Spread of flame Class 1 tested as per BS 476: Part 7: 1997

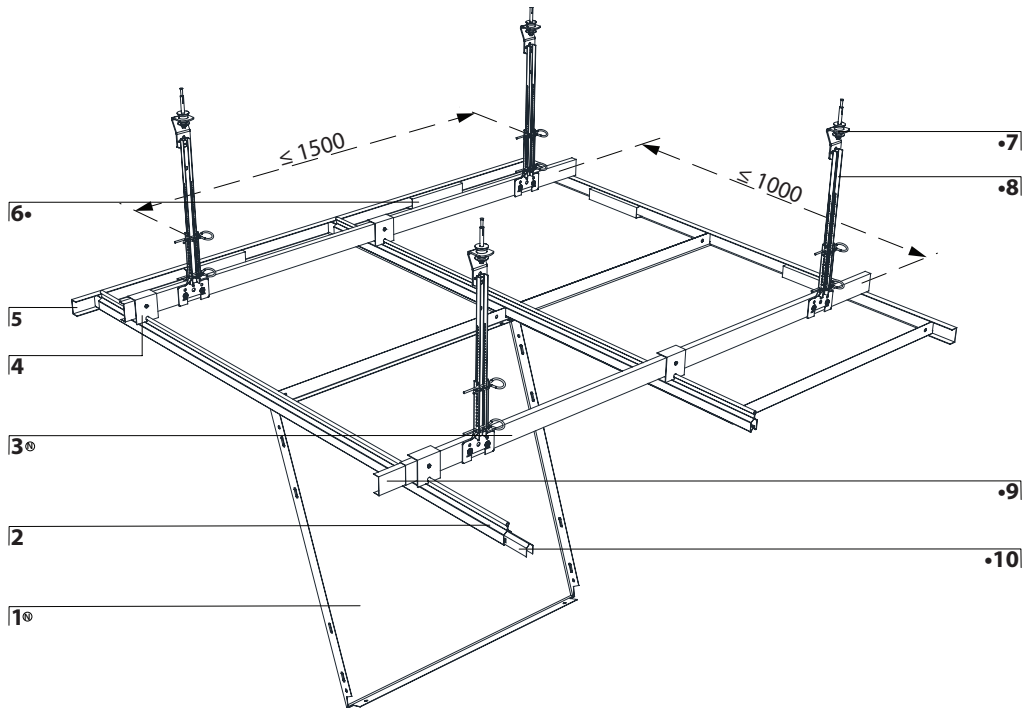
“Non-Combustible” Material tested as per BS 476: Part4: 1970

Flame Spread and Smoke Development Index tested as per ASTM E84 (Class 1 or A)

RAM 211 CLIP-IN

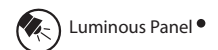
RAM 212 CLIP-IN/HINGEDOWN

ISOMETRIC DETAIL



COMPONENTS

- 1 Panel Ⓢ
- 2 Narrow Carrier
- 3 Stabilizer
- 4 NC Bracket Ⓢ
- 5 Wall Trim
- 6 Wedge •
- 7 Anti-Vibration Clip (RH) •
- 8 Rigid Hanging System •
- 9 ST Splice •
- 10 C Splice •
- 11 Spring Tee Carrier
- 12 SC Bracket Ⓢ
- 13 Wire Clip Ⓢ
- 14 U Bracket •
- 15 Threaded Rod •
- 16 Anti-Vibration Clip (TR) •
- 17 Adjustment Clip •
- 18 Coupling Clip •
- 19 Security Wire •



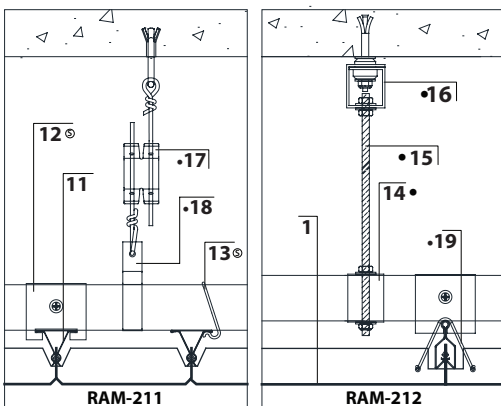
• Optional

Ⓢ For Narrow Carrier

Ⓢ For Spring Tee Carrier

Custom sizes can be offered

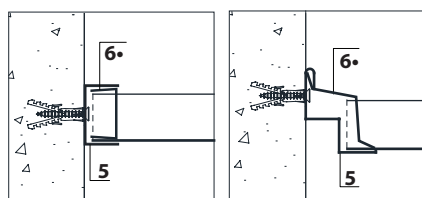
OPTIONAL HANGING SOLUTIONS



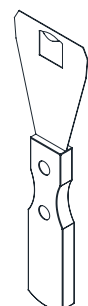
JOINT DETAIL



PERIMETER OPTIONS



ACCESS TOOL •



CEILING SYSTEMS
MODULAR

220 series

LAY-IN/LAY-ON

Lay-In type T-Grid ceiling designed for internal application. Modular ceiling laid-in/on to a T-Grid (15mm/24mm) with exposed suspension system & revealed / non revealed / flush panel edges. Lift upwards out from grid to gain ceiling void access. Offered in a wide range of sizes, colors & finishes.

FEATURES

MATERIAL

Aluminum Alloy as per EN AW 3000 or 5000 series.

Zinc Plated Galvanized Steel G90 grade.

THICKNESS

Aluminum: 0.5mm to 1.0mm

Galvanized Steel: 0.5mm to 0.8mm

+ Custom thickness are available upon request

SURFACE FINISH

Plain
Perforated
Decorative Patterns

COATING

Polyester Coating: ((5μ (Back) + 20μ (Face))

Polyester Powder Coating: (70μ -80μ)


+ High Performance Coatings like PESDF, PVDF and POLYAMIDE are available upon request.

INSULATION

Acoustic Black Fleece is non-flammable and meets the standard DIN 4102 / B1. Classification A1 according to EN 13501-1.

Rockwool slabs conforming to ASTM C612 and equivalent BS 3958-5 are provided for acoustic insulation.

COLORS



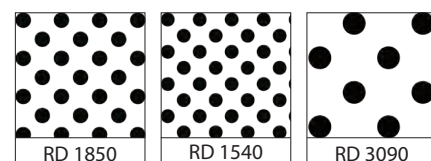
SPECIAL FINISHES



+ See page 144 for additional colors & special finishes available

+ Special finishes can be provided in lamination, sublimation or coil coating process.

PERFORATION PATTERNS



+ See page 136 for all other pattern options

SIZES (mm)

Panel width	RAM 221	RAM 222	RAM 223
300 X 600	•		•
300 X 1200	•		•
600 X 600	•	•	•
600 X 1200	•		•
600 X 1800	•		•
1200 X 1200	•		•

+ Custom Sizes available upon request

DATA / PERFORMANCE



ACOUSTICS

Tested as per BS EN ISO 354: 2003 for sound absorption, noise reduction and sound attenuation.

NRC achieved with Acoustic Black fleece – NRC 0.75

NRC achieved with Acoustic Black Fleece and Rockwool Insulation – NRC 1.00

Tested as per ASTM E1414-11a for Airborne Sound Attenuation as per ISO 10848-2.

CAC can achieved up to – 48 dB

Perforated & Sound Attenuation cover



ANTI BACTERIAL COATING

Tested as per JIS Z 2801: 2000, which inhibits the growth of bacteria on the applied surface.



LIGHT REFLECTANCE (LR)

Achieved by the metal ceiling is LR – 0.85-0.96 tested as per ASTM E 1477.



FIRE PERFORMANCE

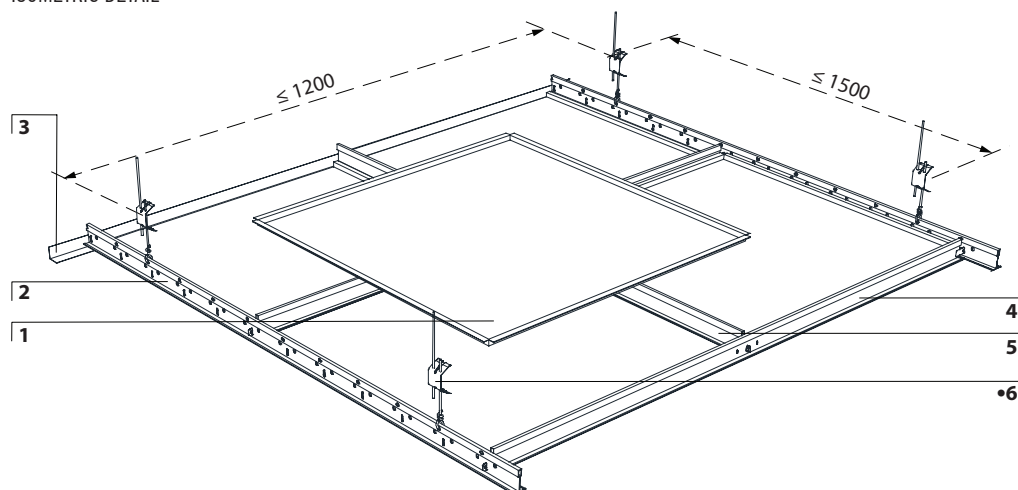
Surface Spread of flame Class 1 tested as per BS 476: Part 7: 1997

“Non-Combustible” Material tested as per BS 476: Part4: 1970

Flame Spread and Smoke Development Index tested as per ASTM E84 (Class 1 or A)

RAM 221 LAY-IN RAM 222 GT15 RAM 223 LAY-ON

ISOMETRIC DETAIL



COMPONENTS

- 1 Panel
- 2 Main Carrier
- 3 Wall Trim
- 4 Primary Cross Tee 1200
- 5 Secondary Cross Tee 600
- 6 Adjustment Clip •
- 7 DS Bracket •
- 8 Threaded Rod •
- 9 Anti-Vibration Clip (TR) •
- 10 Wedge •

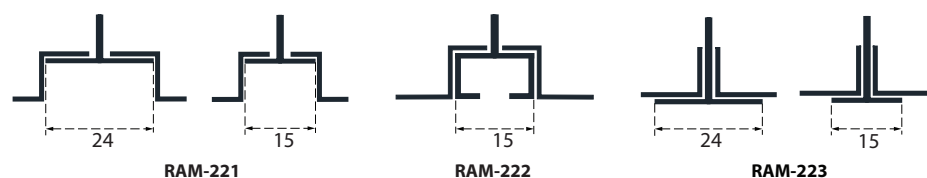


Luminous Panel •

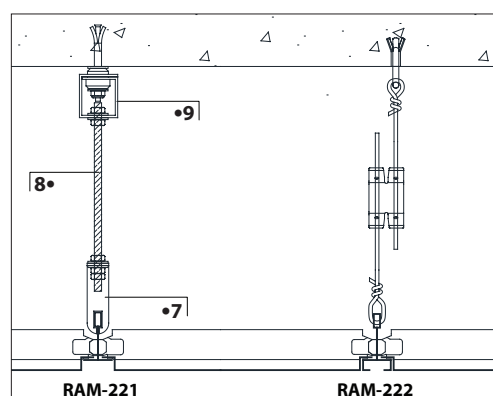
• Optional

Custom sizes can be offered

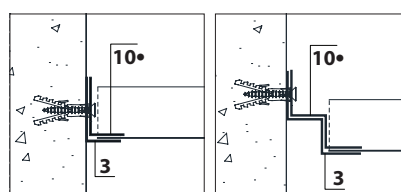
PANEL-CARRIER JOINT DETAILS



OPTIONAL HANGING SOLUTIONS



PERIMETER OPTIONS



CEILING SYSTEMS
MODULAR

230 series

HOOK-ON

Hook type ceiling designed for internal or external application. Modular ceiling panel laid on concealed 'J' profile. Lift upwards out and drop down to gain ceiling void access. Offered in wide range of sizes, colors & finishes.

FEATURES

MATERIAL

Aluminum Alloy as per EN AW 3000 or 5000 series.

Zinc Plated Galvanized Steel G90 grade.

THICKNESS

Aluminum: 0.6mm to 3.0mm.

Galvanized Steel: 0.5mm to 2.0mm.

+ Custom thickness are available upon request

SURFACE FINISH

Plain
Perforated
Decorative Patterns

SIZES

SINGLE OR DOUBLE SKIN PANELS (mm)

WIDTH: 200 to 1000

LENGTH: 500 to 3000

+ Custom sizes are available upon request

COATING

Polyester Coating: ((5 μ (Back) + 20 μ (Face))

Polyester Powder Coating: (70 μ -80 μ)

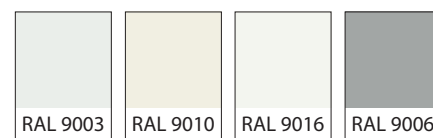
+ High Performance Coatings like PESDF, PVDF and POLYAMIDE are available upon request.

INSULATION

Acoustic Black Fleece is non-flammable and meets the standard DIN 4102 / B1. Classification A1 according to EN 13501-1.

Rockwool slabs conforming to ASTM C612 and equivalent BS 3958-5 are provided for acoustic insulation.

COLORS



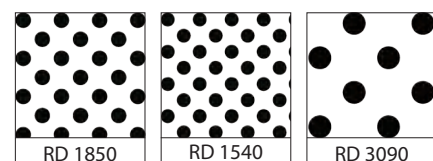
SPECIAL FINISHES



+ See page 144 for additional colors & special finishes available

+ Special finishes can be provided in lamination, sublimation or coil coating process.

PERFORATION PATTERNS



+ See page 136 for all other pattern options

DATA / PERFORMANCE



ACOUSTICS

Tested as per BS EN ISO 354: 2003 for sound absorption, noise reduction and sound attenuation.

NRC achieved with Acoustic Black fleece – NRC 0.75

NRC achieved with Acoustic Black Fleece and Rockwool Insulation – NRC 1.00

Tested as per ASTM E1414-11a for Airborne Sound Attenuation as per ISO 10848-2.

CAC can achieved up to – 48 dB

Perforated & Sound Attenuation cover



ANTI BACTERIAL COATING

Tested as per JIS Z 2801: 2000, which inhibits the growth of bacteria on the applied surface.



LIGHT REFLECTANCE (LR)

Achieved by the metal ceiling is LR – 0.85-0.96 tested as per ASTM E 1477.



FIRE PERFORMANCE

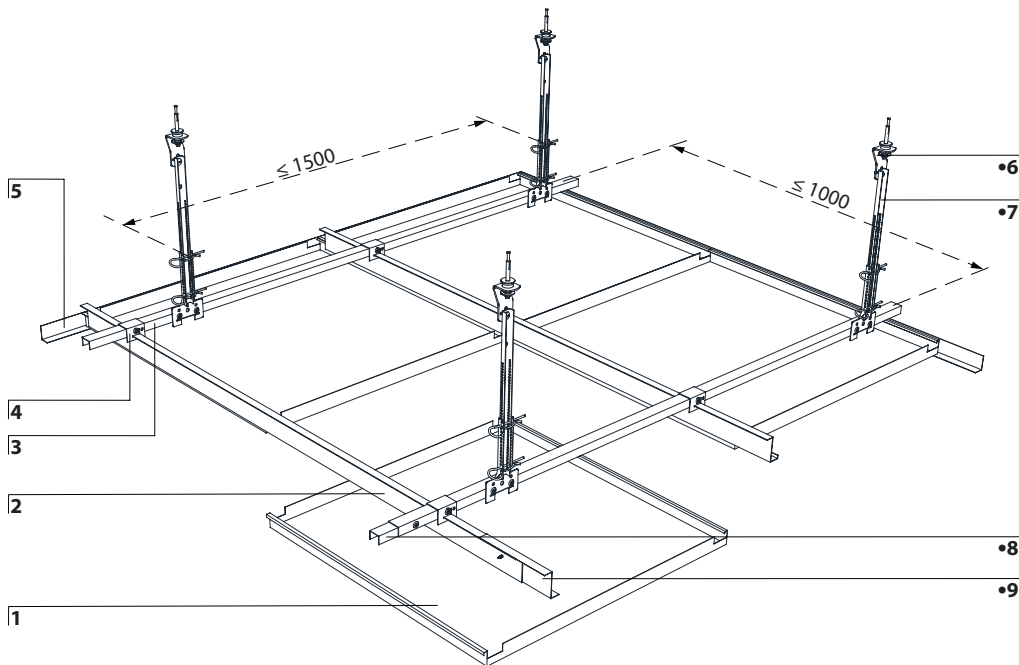
Surface Spread of flame Class 1 tested as per BS 476: Part 7: 1997

“Non-Combustible” Material tested as per BS 476: Part4: 1970

Flame Spread and Smoke Development Index tested as per ASTM E84 (Class 1 or A)

RAM 231 HOOK-ON

ISOMETRIC DETAIL



COMPONENTS

- 1 Panel
- 2 Z Carrier
- 3 Stabilizer
- 4 ZC Bracket
- 5 Wall Trim
- 6 Anti-Vibration Clip (RH) •
- 7 Rigid Hanging System •
- 8 ST Splice •
- 9 C Splice •
- 10 U Bracket •
- 11 Threaded Rod ♦
- 12 Anti-Vibration Clip (TR) •
- 13 Self-Adhesive Seal •
- 14 Wedge •

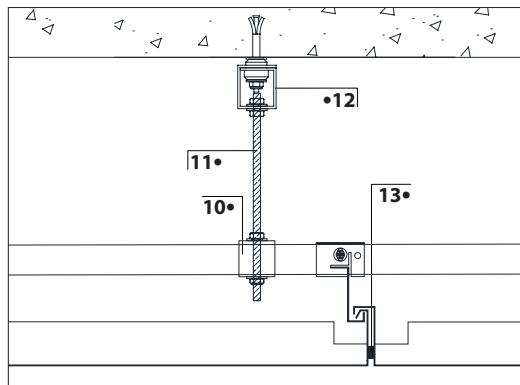


Luminous Panel •

• Optional

Custom sizes can be offered

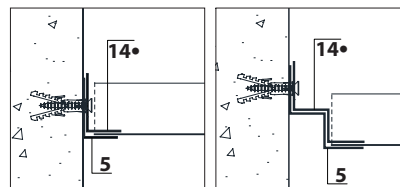
HANGING SOLUTION



JOINT DETAIL



PERIMETER OPTIONS



CEILING SYSTEMS
MODULAR

240 series

SNAP-ON

Snap-On type ceiling for internal application. Snap-On can lock the panel in to a T Grid suspension system. Fully demountable with downward accessibility by pushing the snap lock within the panel using a key tool. Offered in a wide range of sizes, colors & finishes.

FEATURES

MATERIAL

Aluminum Alloy as per EN AW 3000 or 5000 series.

Zinc Plated Galvanized Steel G90 grade.

THICKNESS

Aluminum: 0.5mm to 0.7mm.

Galvanized Steel: 0.45mm to 0.6mm.

+ Custom thickness are available upon request

SURFACE FINISH

Plain
Perforated
Decorative Patterns

SIZES (mm)

Panel width	RAM 241
300 x 600	•
300 x 1200	•
300 x 600	•
600 x 1200	•
600 x 1800	•
1200 x 1200	•

+ Custom Sizes available upon request

COATING

Polyester Coating: ((5 μ (Back) + 20 μ (Face))

Polyester Powder Coating: (70 μ -80 μ)





+ High Performance Coatings like PESDF, PVDF and POLYAMIDE are available upon request.

INSULATION

Acoustic Black Fleece is non-flammable and meets the standard DIN 4102 / B1. Classification A1 according to EN 13501-1.

Rockwool slabs conforming to ASTM C612 and equivalent BS 3958-5 are provided for acoustic insulation.

COLORS

			
RAL 9003	RAL 9010	RAL 9016	RAL 9006




SPECIAL FINISHES

			
Red Oak	Natural	Mirror	Brush

+ See page 144 for additional colors & special finishes available

+ Special finishes can be provided in lamination, sublimation or coil coating process.

PERFORATION PATTERNS

		
RD 1850	RD 1540	RD 3090

+ See page 136 for all other pattern options

DATA / PERFORMANCE



ACOUSTICS

Tested as per BS EN ISO 354: 2003 for sound absorption, noise reduction and sound attenuation.

NRC achieved with Acoustic Black fleece – NRC 0.75

NRC achieved with Acoustic Black Fleece and Rockwool Insulation – NRC 1.00

Tested as per ASTM E1414-11a for Airborne Sound Attenuation as per ISO 10848-2.

CAC can achieved up to – 48 dB

Perforated & Sound Attenuation cover



ANTI BACTERIAL COATING

Tested as per JIS Z 2801: 2000, which inhibits the growth of bacteria on the applied surface.



LIGHT REFLECTANCE (LR)

Achieved by the metal ceiling is LR – 0.85-0.96 tested as per ASTM E 1477.



FIRE PERFORMANCE

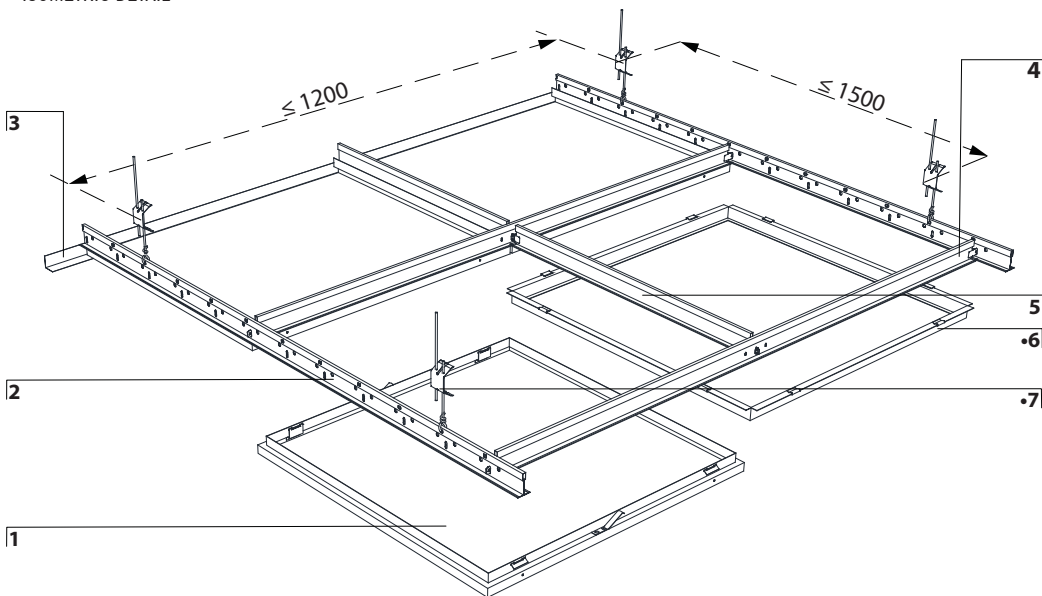
Surface Spread of flame Class 1 tested as per BS 476: Part 7: 1997

“Non-Combustible” Material tested as per BS 476: Part4: 1970

Flame Spread and Smoke Development Index tested as per ASTM E84 (Class 1 or A)

RAM 241 SNAP-ON

ISOMETRIC DETAIL



COMPONENTS

- 1 Panel
- 2 Main Carrier
- 3 Wall Trim
- 4 Primary Cross Tee 1200
- 5 Secondary Cross Tee 600
- 6 Light Tray •
- 7 Adjustment Clip •
- 8 Snap-in Clip
- 9 Direction Suspension Bracket •
- 10 Threaded Rod •
- 11 Anti-Vibration Clip (TR) •
- 12 Light Tray Clip •
- 13 Wedge •

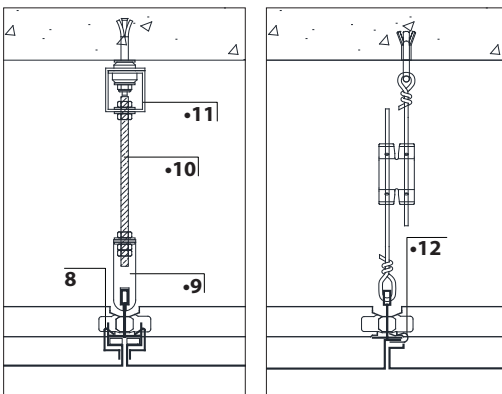


Luminous Panel •

• Optional

Custom sizes can be offered

OPTIONAL HANGING SOLUTIONS

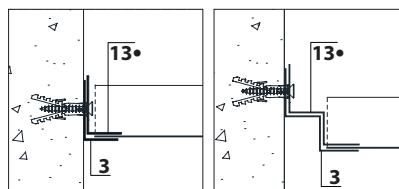


PANEL-CARRIER JOINT DETAILS



Joint options: Butt-joint, 3mm and 5mm

PERIMETER OPTIONS





The image shows a large, modern interior space, likely a museum or gallery. The ceiling is a prominent feature, made of a green, geometric, open-grid system. The grid consists of interconnected triangles and squares, creating a complex, three-dimensional pattern. The ceiling is illuminated from below, casting a soft glow. Below the ceiling, there are large, curved, white architectural elements that seem to be part of the ceiling's design. The walls are made of large, rectangular glass panels, providing a view of the outside world. The floor is a light-colored, smooth surface. The overall atmosphere is clean, modern, and architectural.

CEILING SYSTEMS

OPEN GRID

310 OPEN CELL CONTINUOUS

320 OPEN CELL LAY-ON

330 OPEN CELL TORSION

CEILING SYSTEMS
OPEN GRID

310 series

OPEN CELL CONTINUOUS

An open cell continuous type ceiling, manufactured of roll formed Aluminum U profile 10mm/20mm/12mm wide. Panels are built with upper and lower blades that dismantle to lend easy access to ceiling void. Offered in a versatile range of patterns. Special boxes can be provided for MEP Services.

FEATURES

MATERIAL

Aluminum Alloy as per EN AW 3000 or 5000 series.

THICKNESS

Aluminum: 0.4mm to 0.8mm

+ Custom thickness are available upon request

SURFACE FINISH

Plain
Perforated

COATING

Polyester Coating: ((5μ (Back) + 20μ (Face))

Polyester Powder Coating: (70μ -80μ)


+ High Performance Coatings like PESDF, PVDF and POLYAMIDE are available upon request.

INSULATION

Acoustic Black Fleece is non-flammable and meets the standard DIN 4102 / B1. Classification A1 according to EN 13501-1.

Rockwool slabs conforming to ASTM C612 and equivalent BS 3958-5 are provided for acoustic insulation.

COLORS

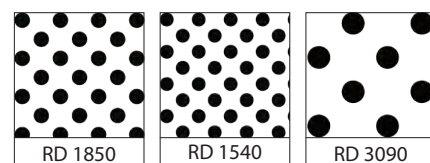


SPECIAL FINISHES



+ See page 144 for additional colors & special finishes available

PERFORATION PATTERNS



+ See page 136 for all other pattern options

SIZES (mm)

	Cell size	Blade width	Blade height
RAM 311	50/60/75/86/100/120/150/200/300	10	40/50/55
RAM 312	75/86/100/120/150/200/300	20	50
RAM 313	75/86/100/120/150/200/300	12	42
RAM 314	50/60/75/86/100/120/150/200/300	10/20	40/50/55

+ Custom Sizes available upon request

DATA / PERFORMANCE



ANTI BACTERIAL COATING

Tested as per JIS Z 2801: 2000, which inhibits the growth of bacteria on the applied surface.



LIGHT REFLECTANCE (LR)

Achieved by the metal ceiling is LR – 0.85-0.96 tested as per ASTM E 1477.



FIRE PERFORMANCE

Surface Spread of flame Class 1 tested as per BS 476: Part 7: 1997

“Non-Combustible” Material tested as per BS 476: Part4: 1970

Flame Spread and Smoke Development Index tested as per ASTM E84 (Class 1 or A)

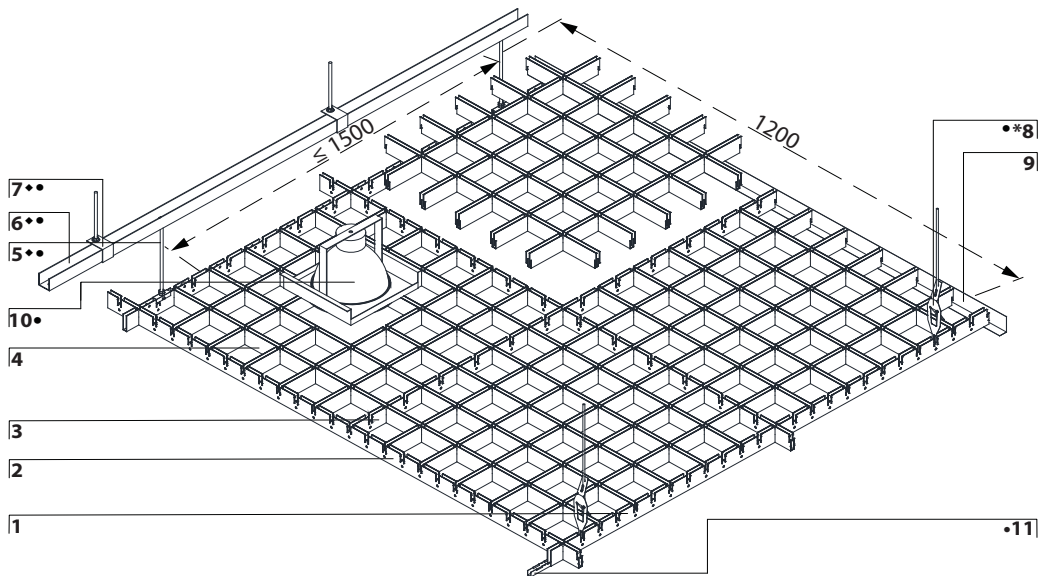
RAM 311 SQUARE/RECTANGULAR (10MM WIDTH)

RAM 312 SQUARE/RECTANGULAR (20MM WIDTH)

RAM 313 PYRAMID (12MM WIDTH)

RAM 314 MIX

ISOMETRIC DETAIL



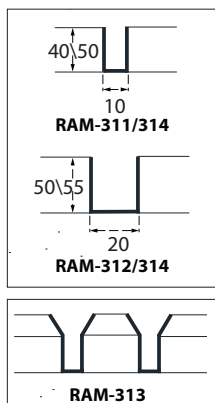
COMPONENTS

- 1 Main Carrier
- 2 Cross Bar 120
- 3 Cross Bar 60
- 4 Lower & Upper Blade
- 5 Threaded Rod ♦♦
- 6 U Stabilizer ♦♦
- 7 ST Bracket ♦♦
- 8 Adjustment Clip ♦♦
- 9 Wall Trim
- 10 Light Box ♦
- 11 C Splice ♦
- 12 MC Bracket ♦♦
- 13 MC Bracket Nut ♦♦

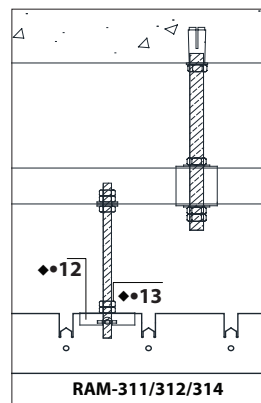
♦ For external application
* For internal application
• Optional

Custom sizes can be offered

PANEL DESIGN PATTERN



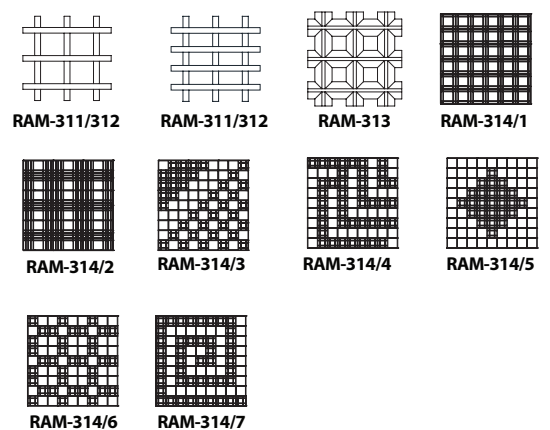
OPTIONAL HANGING SOLUTIONS



PERIMETER OPTIONS



CELL OPTIONS



CEILING SYSTEMS
OPEN GRID

320 series

OPEN CELL LAY-ON

An open cell ceiling system, manufactured of roll formed Aluminum U profile 24mm/15mm wide, made of upper & lower blades to form a 600x600mm modular panels. Fixed on (24mm or 15mm) T-Grid suspension system, in order to allow easy access to ceiling void. Offered in a versatile range of patterns. Special boxes can be provided for MEP Services.

FEATURES

MATERIAL

Aluminum Alloy as per EN AW 3000 or 5000 series.

THICKNESS

0.45mm to 0.7mm.

+ Custom thickness are available upon request

SURFACE FINISH

Plain
Perforated

COATING

Polyester Coating: ((5μ (Back) + 20μ (Face))

Polyester Powder Coating: (70μ -80μ)





+ High Performance Coatings like PESDF, PVDF and POLYAMIDE are available upon request.

INSULATION

Acoustic Black Fleece is non-flammable and meets the standard DIN 4102 / B1. Classification A1 according to EN 13501-1.

Rockwool slabs conforming to ASTM C612 and equivalent BS 3958-5 are provided for acoustic insulation.

COLORS

			
RAL 9003	RAL 9010	RAL 9016	RAL 9006

SPECIAL FINISHES

			
Red Oak	Natural	Mirror	Brush




+ See page 144 for additional colors & special finishes available

SIZES (mm)

	Cell size	Blade width	Blade height
RAM 321	75/100/120/150/200/300	24	33/50
RAM 322	75/100/120/150/200/300	15	37
RAM 323	100 (65 x 35)	0.70	50

+ Custom Sizes available upon request

PERFORATION PATTERNS

		
RD 1850	RD 1540	RD 3090

+ See page 136 for all other pattern options

DATA / PERFORMANCE



ANTI BACTERIAL COATING

Tested as per JIS Z 2801: 2000, which inhibits the growth of bacteria on the applied surface.



LIGHT REFLECTANCE (LR)

Achieved by the metal ceiling is LR – 0.85-0.96 tested as per ASTM E 1477.



FIRE PERFORMANCE

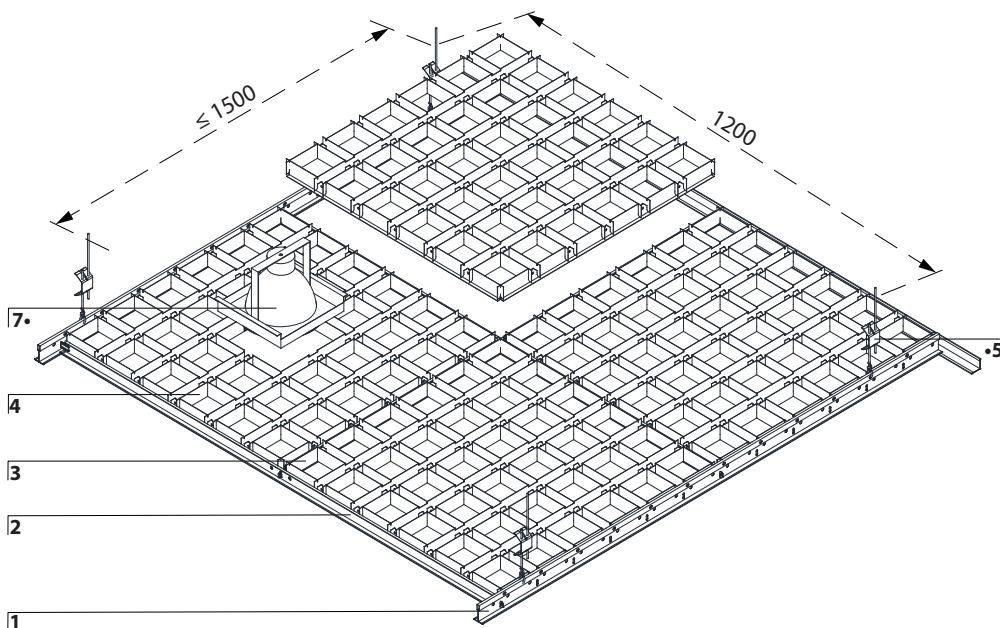
Surface Spread of flame Class 1 tested as per BS 476: Part 7: 1997

“Non-Combustible” Material tested as per BS 476: Part4: 1970

Flame Spread and Smoke Development Index tested as per ASTM E84 (Class 1 or A)

RAM 321 SQUARE/RECTANGULAR (24MM WIDTH) RAM 322 SQUARE/RECTANGULAR (15MM WIDTH) RAM 323 CUBE

ISOMETRIC DETAIL



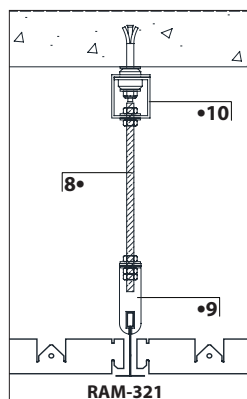
COMPONENTS

- 1 RAM 321/322/323 Main Carrier
- 2 Primary Cross Tee 1200
- 3 Secondary Cross Tee 600
- 4 RAM 321/322/323 Lower & Upper Blade
- 5 Adjustment Clip •
- 6 Wall Trim
- 7 Light Box •
- 8 Threaded Rod •
- 9 Direct Hanging Bracket •
- 10 Anti-Vibration Clip (TR) •

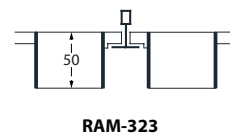
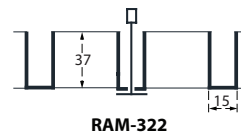
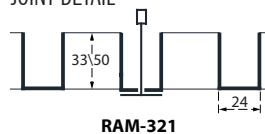
• Optional

Custom sizes can be offered

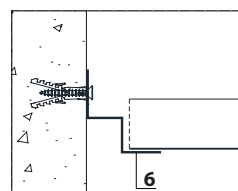
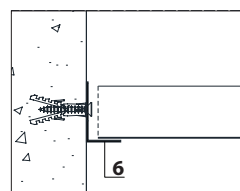
OPTIONAL HANGING SOLUTIONS



JOINT DETAIL



PERIMETER OPTIONS



CEILING SYSTEMS
OPEN GRID

330 series

OPEN CELL TORSION

An open cell for high ceiling types. Ideal for exhibition centers, airports, car showrooms, & commercial establishments. Offered in a versatile range of patterns. Special boxes can be provided for MEP Services.

FEATURES

MATERIAL

Aluminum Alloy as per EN AW 3000 or 5000 series.

THICKNESS

1.0 mm.

+ Custom thickness are available upon request

SURFACE FINISH

Plain
Perforated

COATING

Polyester Coating: ((5 μ (Back) + 20 μ (Face))

Polyester Powder Coating: (70 μ -80 μ)


+ High Performance Coatings like PESDF, PVDF and POLYAMIDE are available upon request.

INSULATION

Acoustic Black Fleece is non-flammable and meets the standard DIN 4102 / B1. Classification A1 according to EN 13501-1.

Rockwool slabs conforming to ASTM C612 and equivalent BS 3958-5 are provided for acoustic insulation.

COLORS



SPECIAL FINISHES



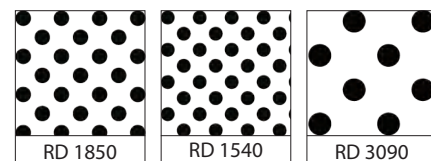
+ See page 144 for additional colors & special finishes available

SIZES (mm)

	Cell size	Blade width	Blade height
RAM 331	40/75/100/120/150/200/300	0.70-1.00	40-200

+ Custom Sizes available upon request

PERFORATION PATTERNS



+ See page 136 for all other pattern options

DATA / PERFORMANCE



ANTI BACTERIAL COATING
Tested as per JIS Z 2801: 2000,
which inhibits the growth of
bacteria on the applied surface.



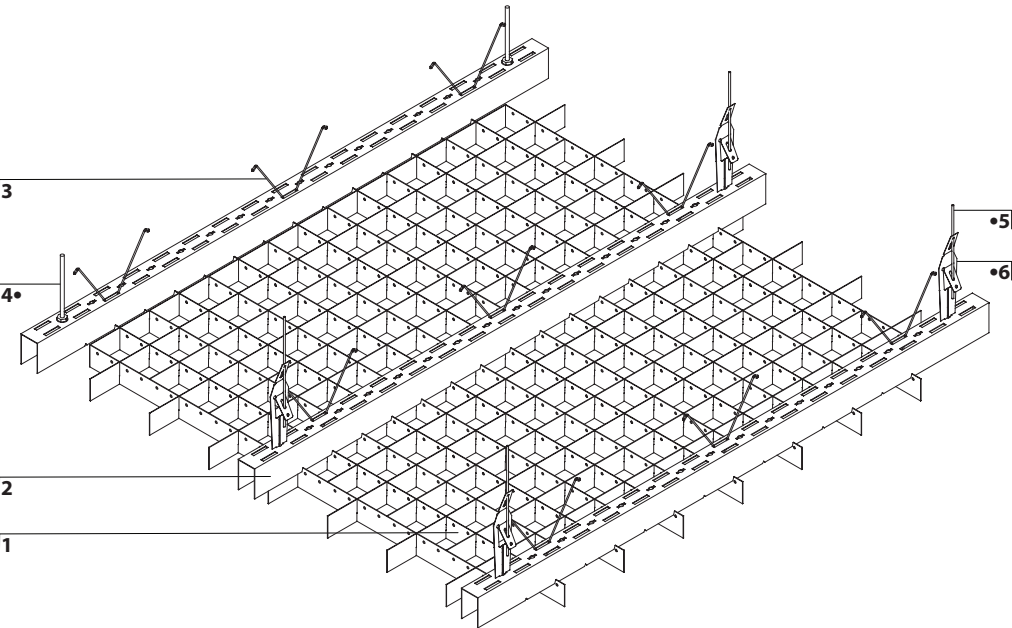
LIGHT REFLECTANCE (LR)
Achieved by the metal ceiling is
LR – 0.85-0.96 tested as per ASTM
E 1477.



FIRE PERFORMANCE
Surface Spread of flame Class 1
tested as per BS 476: Part 7: 1997
“Non-Combustible” Material tested as
per BS 476: Part4: 1970
Flame Spread and Smoke
Development Index tested as per
ASTM E84 (Class 1 or A)

RAM 331 SQUARE/RECTANGULAR DIACELL

ISOMETRIC DETAIL

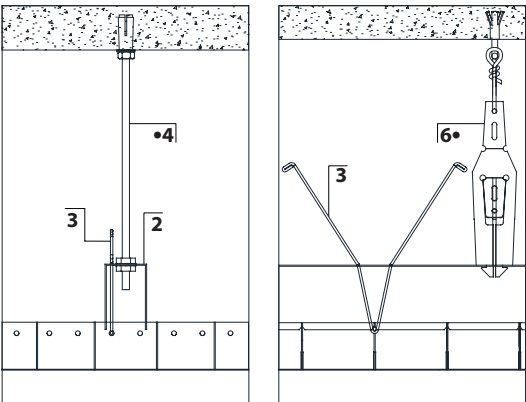


COMPONENTS

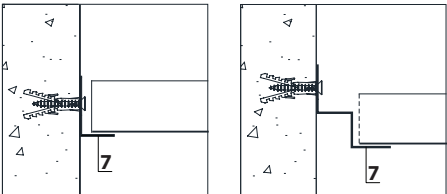
- 1 Upper & Lower Blade
- 2 Carrier
- 3 Torsion Spring Wire
- 4 Threaded Rod •
- 5 Wire Hanger •
- 6 Adjustment Clip •
- 7 Wall Trim

• Optional
Custom sizes can be offered

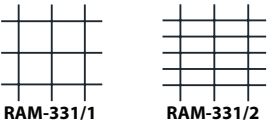
SECTION DETAIL



PERIMETER OPTIONS



CELL OPTIONS







CEILING SYSTEMS

CORRIDOR SOLUTIONS

410 SELF SUPPORTED HOOK-ON

420 SELF SUPPORTED LAY-IN

430 SELF SUPPORTED CLIP-IN

440 SELF SUPPORTED SLIDE



CEILING SYSTEMS
CORRIDOR SOLUTIONS

410 series

SELF SUPPORTED
HOOK-ON



A hook-on type self-supported ceiling for corridor solutions. Modular ceiling panels are laid on concealed 'J' profile. Can be removed from the ceiling and easily restored. Stays hinged to one side of the corridor for damage protection. Easy accessibility to ceiling void without any intermediate support. Offered in a wide range of sizes, colors & finishes.

FEATURES

MATERIAL

Aluminum Alloy as per EN AW 3000 or 5000 series.

Zinc Plated Galvanized Steel G90 grade.

THICKNESS

Aluminum or Galvanized Steel:
0.5mm to 1.0mm.

+ Custom thickness are available upon request

SURFACE FINISH

Plain
Perforated
Decorative Patterns

SIZE (mm)

WIDTH

300 to 700

LENGTH

900 to 3000

EDGE

Square

+ Custom sizes are available upon request

COATING

Polyester Coating: ((5μ (Back) + 20μ (Face))

Polyester Powder Coating: (70μ -80μ)


+ High Performance Coatings like PESDF, PVDF and POLYAMIDE are available upon request.

INSULATION

Acoustic Black Fleece is non-flammable and meets the standard DIN 4102 / B1. Classification A1 according to EN 13501-1.

Rockwool slabs conforming to ASTM C612 and equivalent BS 3958-5 are provided for acoustic insulation.

COLORS



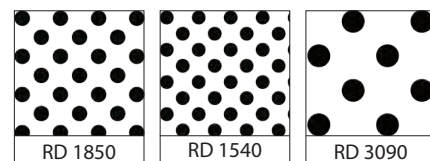
SPECIAL FINISHES



+ See page 144 for additional colors & special finishes available

+ Special finishes can be provided in lamination, sublimation or coil coating process.

PERFORATION PATTERNS



+ See page 136 for all other pattern options

DATA / PERFORMANCE



ACOUSTICS

Tested as per BS EN ISO 354: 2003 for sound absorption, noise reduction and sound attenuation.

NRC achieved with Acoustic Black fleece – NRC 0.75

NRC achieved with Acoustic Black Fleece and Rockwool Insulation – NRC 1.00

Tested as per ASTM E1414-11a for Airborne Sound Attenuation as per ISO 10848-2.

CAC can achieved up to – 48 dB

Perforated & Sound Attenuation cover



ANTI BACTERIAL COATING

Tested as per JIS Z 2801: 2000, which inhibits the growth of bacteria on the applied surface.



LIGHT REFLECTANCE (LR)

Achieved by the metal ceiling is LR – 0.85-0.96 tested as per ASTM E 1477.



FIRE PERFORMANCE

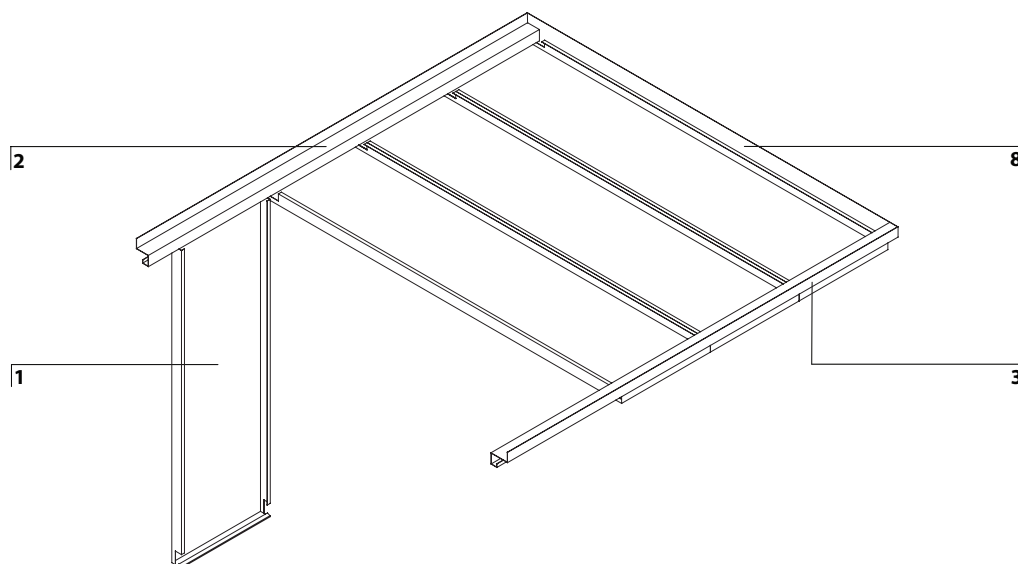
Surface Spread of flame Class 1 tested as per BS 476: Part 7: 1997

“Non-Combustible” Material tested as per BS 476: Part4: 1970

Flame Spread and Smoke Development Index tested as per ASTM E84 (Class 1 or A)

RAM 411 HOOK-ON

ISOMETRIC DETAIL



COMPONENTS

- 1 Panel
- 2 JU Profile (Fix)
- 3 JV Profile (Fix)
- 4 Z Profile Support Bracket
- 5 Bolt & Nut
- 6 JU Profile (Adjustable)
- 7 JV Profile (Adjustable)
- 8 Shadow Cover Profile
- 9 U Channel Profile

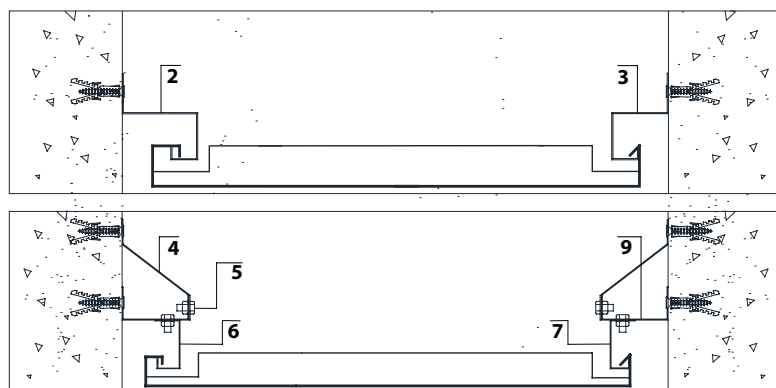


Luminous Panel •

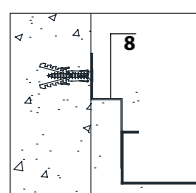
• Optional

Custom sizes can be offered

CARRIER DETAILS



PERIMETER OPTIONS




PANEL JOINTS DETAIL



CEILING SYSTEMS
CORRIDOR SOLUTIONS

420 series

SELF SUPPORTED
LAY-IN



A lay-in type self-supported ceiling for corridor solutions. No suspension is required other than the “L” or “W” trim at the walls. An ideal solution for congested areas with ducts & other MEP services, in areas of limited ceiling drop. Fully de-mountable with easy accessibility to ceiling void without any intermediate support. Panels overlap at the long side. Offered in a wide range of sizes, colors & finishes.

FEATURES

MATERIAL

Aluminum Alloy as per EN AW 3000 or 5000 series.

Zinc Plated Galvanized Steel G90 grade.

THICKNESS

Aluminum or Galvanized Steel:
0.5mm to 0.8mm

+ Custom thickness are available upon request

SURFACE FINISH

Plain
Perforated
Decorative Patterns

SIZE (mm)

WIDTH

200 to 700

LENGTH

900 to 3000

EDGE

Square

+ Custom sizes are available upon request

COATING

Polyester Coating: ((5μ (Back) + 20μ (Face))

Polyester Powder Coating: (70μ -80μ)


+ High Performance Coatings like PESDF, PVDF and POLYAMIDE are available upon request.

INSULATION

Acoustic Black Fleece is non-flammable and meets the standard DIN 4102 / B1. Classification A1 according to EN 13501-1.

Rockwool slabs conforming to ASTM C612 and equivalent BS 3958-5 are provided for acoustic insulation.

COLORS



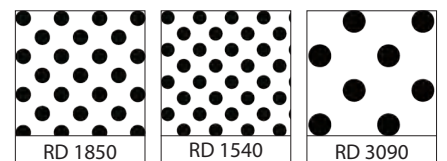
SPECIAL FINISHES



+ See page 144 for additional colors & special finishes available

+ Special finishes can be provided in lamination, sublimation or coil coating process.

PERFORATION PATTERNS



+ See page 136 for all other pattern options

DATA / PERFORMANCE



ACOUSTICS

Tested as per BS EN ISO 354: 2003 for sound absorption, noise reduction and sound attenuation.

NRC achieved with Acoustic Black fleece – NRC 0.75

NRC achieved with Acoustic Black Fleece and Rockwool Insulation – NRC 1.00

Tested as per ASTM E1414-11a for Airborne Sound Attenuation as per ISO 10848-2.

CAC can achieved up to – 48 dB

Perforated & Sound Attenuation cover



ANTI BACTERIAL COATING

Tested as per JIS Z 2801: 2000, which inhibits the growth of bacteria on the applied surface.



LIGHT REFLECTANCE (LR)

Achieved by the metal ceiling is LR – 0.85-0.96 tested as per ASTM E 1477.



FIRE PERFORMANCE

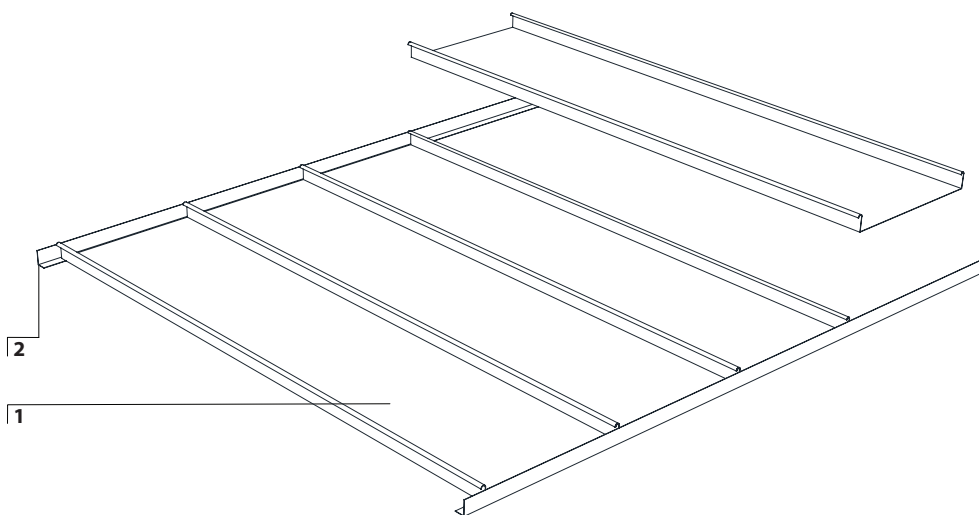
Surface Spread of flame Class 1 tested as per BS 476: Part 7: 1997

“Non-Combustible” Material tested as per BS 476: Part4: 1970

Flame Spread and Smoke Development Index tested as per ASTM E84 (Class 1 or A)

RAM 421 LAY-IN

ISOMETRIC DETAIL



COMPONENTS

- 1 Panel
- 2 Wall Trim
- 3 T-Joint Profile •

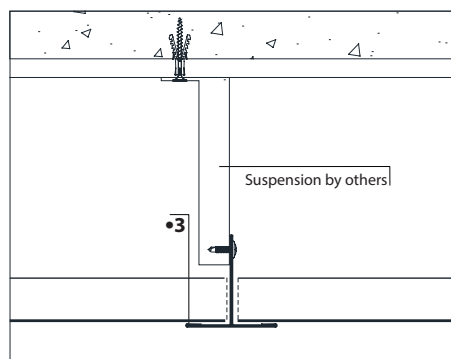


Luminous Panel •

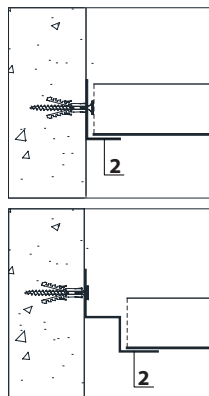
• Optional

Custom sizes can be offered

T-JOINT SECTIONAL DETAIL



PERIMETER OPTIONS



JOINT DETAIL



PANEL STRIP MODULES



CEILING SYSTEMS
CORRIDOR SOLUTIONS

430 series

SELF SUPPORTED CLIP-IN



A clip-in type self-supported ceiling for corridor solutions. Modular ceiling panels clipped into concealed 'Z' profile. Fully demountable with downward accessibility using panel removal access key tool. Easy accessibility to ceiling void without any intermediate support. Offered in a wide range of sizes, colors & finishes.

FEATURES

MATERIAL

Aluminum Alloy as per EN AW 3000 or 5000 series.

Zinc Plated Galvanized Steel G90 grade.

THICKNESS

Aluminum or Galvanized Steel:
0.5mm to 0.8mm

+ Custom thickness are available upon request

SURFACE FINISH

Plain
Perforated
Decorative Patterns

SIZE (mm)

WIDTH

300 to 700

LENGTH

900 to 3000

EDGE

Square

+ Custom sizes are available upon request

COATING

Polyester Coating: ((5 μ (Back) + 20 μ (Face))

Polyester Powder Coating: (70 μ -80 μ)


+ High Performance Coatings like PESDF, PVDF and POLYAMIDE are available upon request.

INSULATION

Acoustic Black Fleece is non-flammable and meets the standard DIN 4102 / B1. Classification A1 according to EN 13501-1.

Rockwool slabs conforming to ASTM C612 and equivalent BS 3958-5 are provided for acoustic insulation.

COLORS



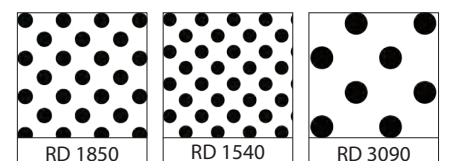
SPECIAL FINISHES



+ See page 144 for additional colors & special finishes available

+ Special finishes can be provided in lamination, sublimation or coil coating process.

PERFORATION PATTERNS



+ See page 136 for all other pattern options

DATA / PERFORMANCE



ACOUSTICS

Tested as per BS EN ISO 354: 2003 for sound absorption, noise reduction and sound attenuation.

NRC achieved with Acoustic Black fleece – NRC 0.75

NRC achieved with Acoustic Black Fleece and Rockwool Insulation – NRC 1.00

Tested as per ASTM E1414-11a for Airborne Sound Attenuation as per ISO 10848-2.

CAC can achieved up to – 48 dB

Perforated & Sound Attenuation cover



ANTI BACTERIAL COATING

Tested as per JIS Z 2801: 2000, which inhibits the growth of bacteria on the applied surface.



LIGHT REFLECTANCE (LR)

Achieved by the metal ceiling is LR – 0.85-0.96 tested as per ASTM E 1477.



FIRE PERFORMANCE

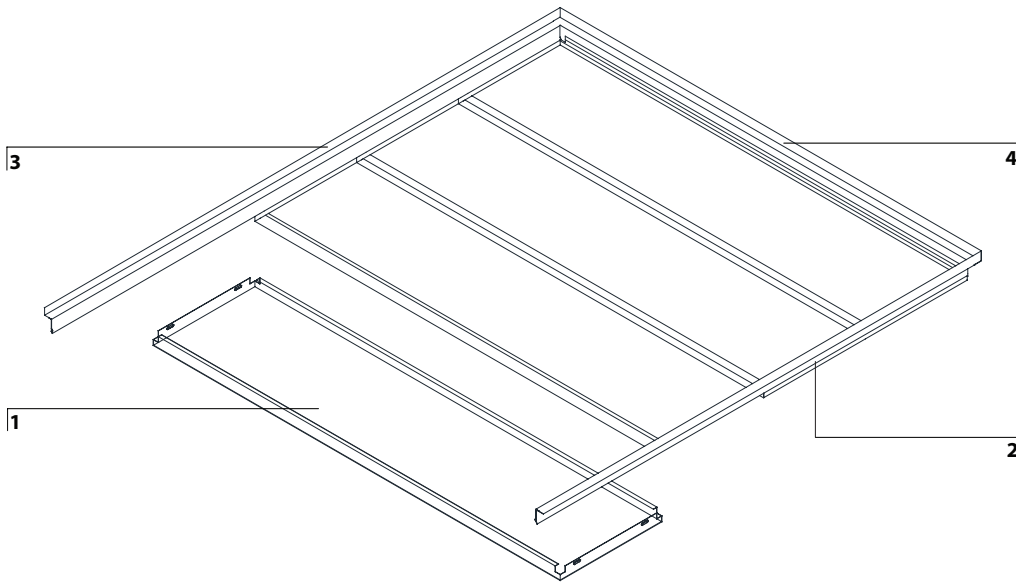
Surface Spread of flame Class 1 tested as per BS 476: Part 7: 1997

“Non-Combustible” Material tested as per BS 476: Part4: 1970

Flame Spread and Smoke Development Index tested as per ASTM E84 (Class 1 or A)

RAM 431 CLIP-IN

ISOMETRIC DETAIL



COMPONENTS

- 1 Panel
- 2 ZL Profile (Adjustable)
- 3 ZL Profile (Adjustable)
- 4 Shadow Cover Profile
- 5 Bolt & Nut
- 6 L Profile




Luminous Panel •

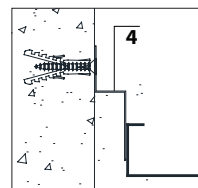
• Optional

Custom sizes can be offered

CARRIER DETAILS



PERIMETER OPTIONS



PANEL JOINTS DETAIL



440 series

SELF SUPPORTED SLIDE

A hinge down type self-supported ceiling for corridor solutions. Modular panel system with easy accessibility to ceiling void without any intermediate support. Panels can slide to any convenient position. Offered in a wide range of sizes, colors & finishes.

FEATURES

MATERIAL

Aluminum Alloy as per EN AW 3000 or 5000 series.

Zinc Plated Galvanized Steel G90 grade.

THICKNESS

Aluminum or Galvanized Steel:
0.5mm to 0.8mm.

+ Custom thickness are available upon request

SURFACE FINISH

Plain
Perforated
Decorative Patterns

SIZE (mm)

WIDTH

300 to 700

LENGTH

900 to 3000

EDGE

Square

+ Custom sizes are available upon request

COATING

Polyester Coating: ((5 μ (Back) + 20 μ (Face))

Polyester Powder Coating: (70 μ -80 μ)


+ High Performance Coatings like PESDF, PVDF and POLYAMIDE are available upon request.

INSULATION

Acoustic Black Fleece is non-flammable and meets the standard DIN 4102 / B1. Classification A1 according to EN 13501-1.

Rockwool slabs conforming to ASTM C612 and equivalent BS 3958-5 are provided for acoustic insulation.

COLORS



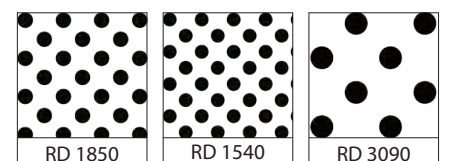
SPECIAL FINISHES



+ See page 144 for additional colors & special finishes available

+ Special finishes can be provided in lamination, sublimation or coil coating process.

PERFORATION PATTERNS



+ See page 136 for all other pattern options

DATA / PERFORMANCE



ACOUSTICS

Tested as per BS EN ISO 354: 2003 for sound absorption, noise reduction and sound attenuation.

NRC achieved with Acoustic Black fleece – NRC 0.75

NRC achieved with Acoustic Black Fleece and Rockwool Insulation – NRC 1.00

Tested as per ASTM E1414-11a for Airborne Sound Attenuation as per ISO 10848-2.

CAC can achieved up to – 48 dB

Perforated & Sound Attenuation cover



ANTI BACTERIAL COATING

Tested as per JIS Z 2801: 2000, which inhibits the growth of bacteria on the applied surface.



LIGHT REFLECTANCE (LR)

Achieved by the metal ceiling is LR – 0.85-0.96 tested as per ASTM E 1477.



FIRE PERFORMANCE

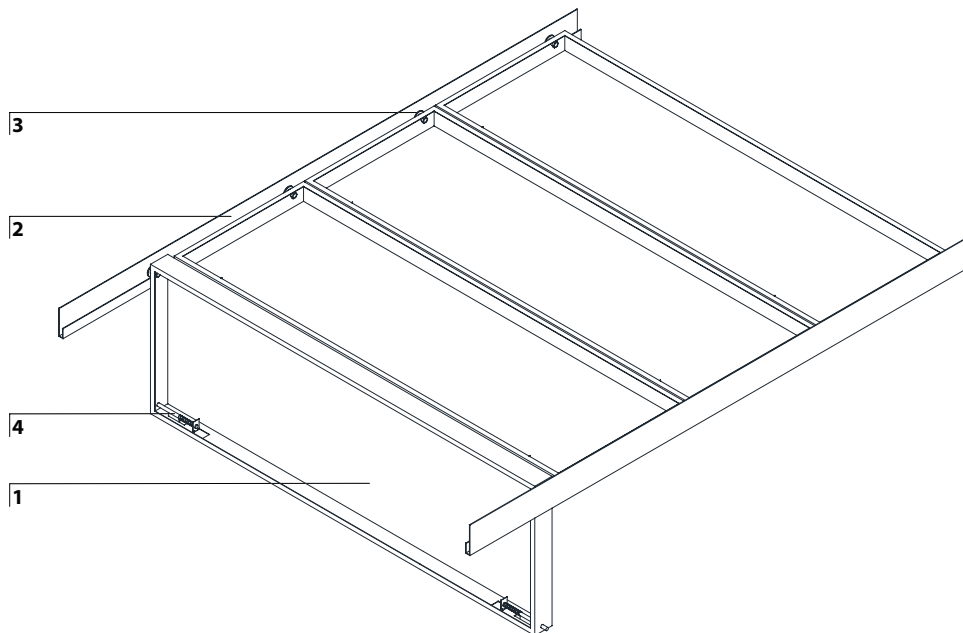
Surface Spread of flame Class 1 tested as per BS 476: Part 7: 1997

“Non-Combustible” Material tested as per BS 476: Part4: 1970

Flame Spread and Smoke Development Index tested as per ASTM E84 (Class 1 or A)

RAM 441 RAIL-SLIDE

ISOMETRIC DETAIL



COMPONENTS

- 1 Panel
- 2 L Profile
- 3 Sliding Wheels
- 4 Locking Latches

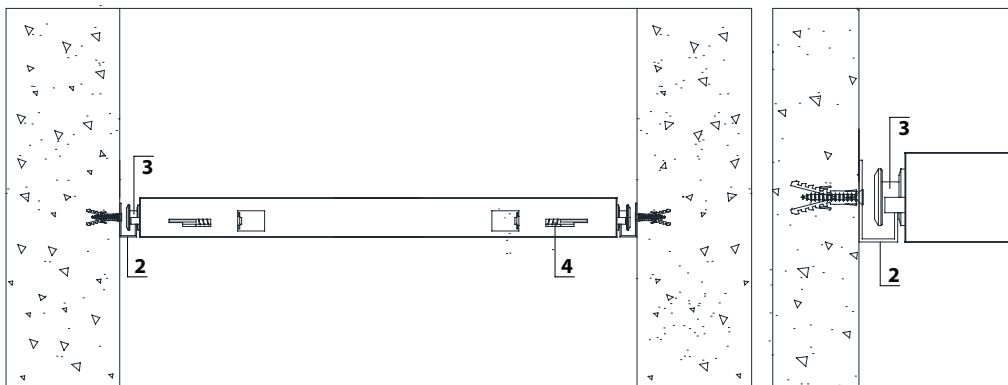


Luminous Panel •

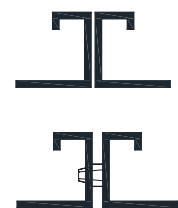
• Optional

Custom sizes can be offered

SECTION DETAIL

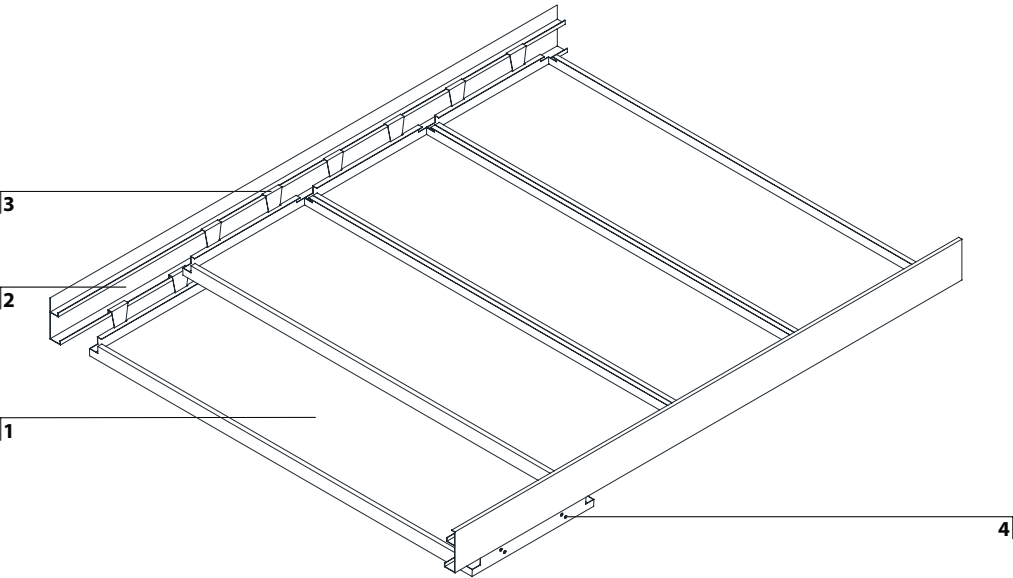


PANEL JOINTS DETAIL



RAM 442 STEP-SLIDE

ISOMETRIC DETAIL



COMPONENTS

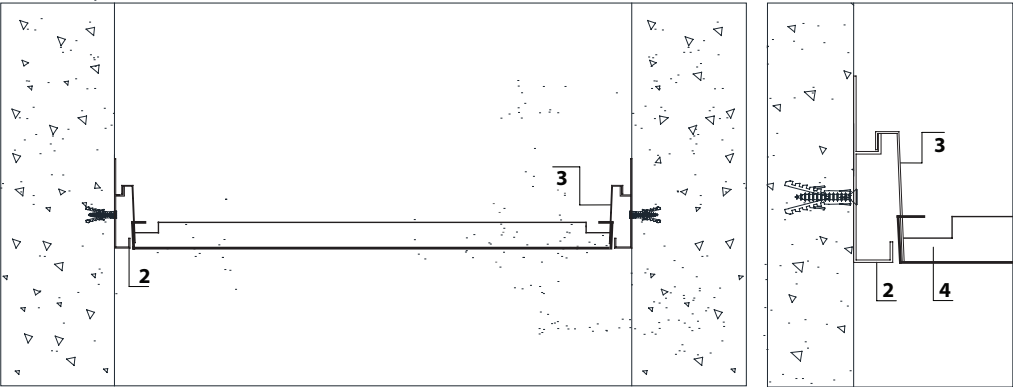
- 1 Panel
- 2 Step Hook Profile
- 3 Hook Profile
- 4 Blind Rivet



• Optional

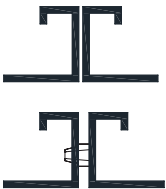
Custom sizes can be offered

SECTION DETAIL



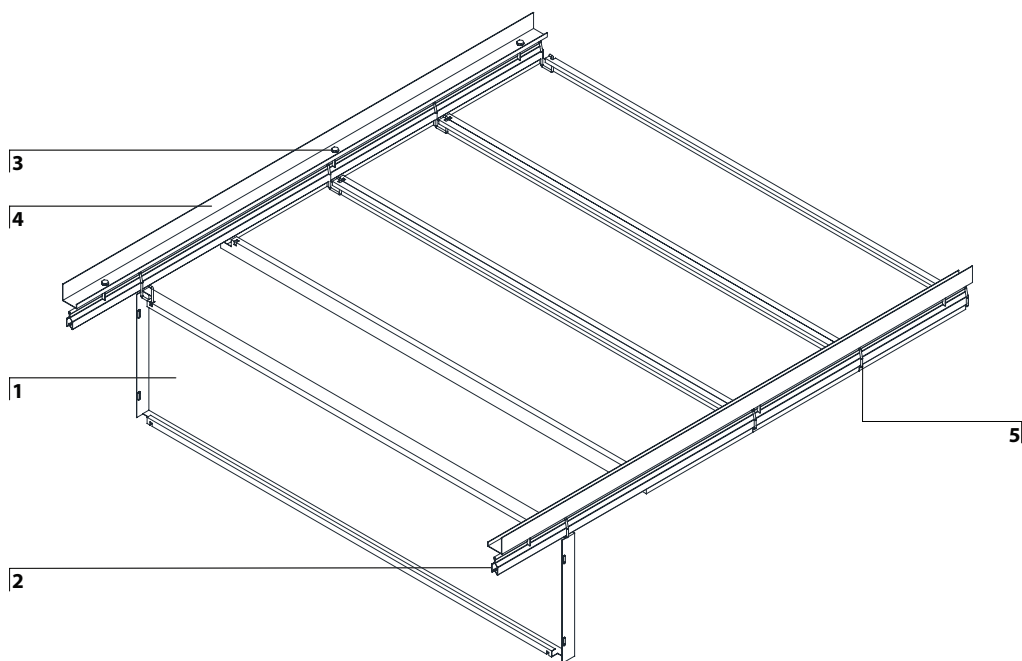
All dimensions are in mm.

PANEL JOINTS DETAIL



RAM 443 HOOK-SLIDE

ISOMETRIC DETAIL



COMPONENTS

- 1 Panel
- 2 Narrow Main Carrier
- 3 Bolt & Nut
- 4 L Profile
- 5 Hinge Clip
- 6 Carrier Bracket



Luminous Panel •

• Optional

Custom sizes can be offered

SECTION DETAIL



PANEL JOINTS DETAIL







CEILING SYSTEMS
BEAMGRID

510 CONTINUOUS
520 THREADED/FLAT
530 HOOK-ON

510 series

CONTINUOUS

This continuous beam profile ceiling is an ideal solution for integrating ceiling with demountable partition. Available with sound attenuation panels. Can be manufactured in single & double skin. The beam profile can be used to integrate light fittings, AC grills, and other MEP services. Offered as recess, flush, or reveled edge with the panel. Panels are laid on/ clipped in the beam profile, which can be produced in multiple sizes in order to avoid cutting the panels. Lifts upwards for access to ceiling void. Offered in a wide range of sizes, colors & finishes.

FEATURES

MATERIAL

Aluminum Alloy as per EN AW 3000 or 5000 series.

Zinc Plated Galvanized Steel G90 grade.

THICKNESS

PANELS (mm)

Aluminum or Galvanized Steel:
0.5 to 1.0

BEAMS (mm)

Galvanized Steel:
0.5 to 2.0

+ Custom thickness are available upon request

SURFACE FINISH

Plain
Perforated
Decorative Patterns

SIZES

TYPE

Continuous
Inverted

PANEL JOINT DETAIL

Square

BEAM WIDTH (mm): 100-300

DIMENSIONS (mm)

600x600/750x750/900x900/1000x1000/
1200x1200/1500x1500

+ Custom sizes are available upon request

COATING

Polyester Coating: ((5μ (Back) + 20μ (Face))

Polyester Powder Coating: (70μ -80μ)

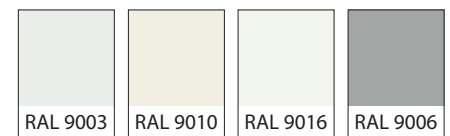
+ High Performance Coatings like PESDF, PVDF and POLYAMIDE are available upon request.

INSULATION

Acoustic Black Fleece is non-flammable and meets the standard DIN 4102 / B1. Classification A1 according to EN 13501-1.

Rockwool slabs conforming to ASTM C612 and equivalent BS 3958-5 are provided for acoustic insulation.

COLORS



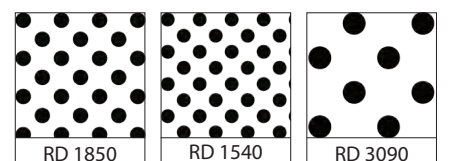
SPECIAL FINISHES



+ See page 144 for additional colors & special finishes available

+ Special finishes can be provided in lamination, sublimation or coil coating process.

PERFORATION PATTERNS



+ See page 136 for all other pattern options

DATA / PERFORMANCE



ACOUSTICS

Tested as per BS EN ISO 354: 2003 for sound absorption, noise reduction and sound attenuation.

NRC achieved with Acoustic Black fleece – NRC 0.75

NRC achieved with Acoustic Black Fleece and Rockwool Insulation – NRC 1.00

Tested as per ASTM E1414-11a for Airborne Sound Attenuation as per ISO 10848-2.

CAC can achieved up to – 48 dB

Perforated & Sound Attenuation cover



ANTI BACTERIAL COATING

Tested as per JIS Z 2801: 2000, which inhibits the growth of bacteria on the applied surface.



LIGHT REFLECTANCE (LR)

Achieved by the metal ceiling is LR – 0.85-0.96 tested as per ASTM E 1477.



FIRE PERFORMANCE

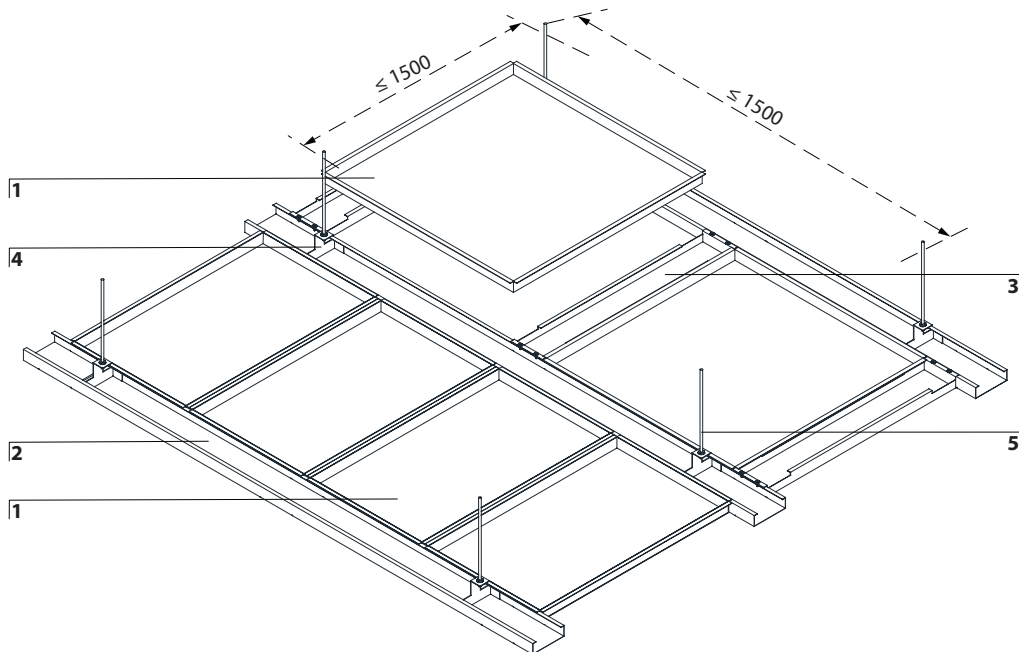
Surface Spread of flame Class 1 tested as per BS 476: Part 7: 1997

“Non-Combustible” Material tested as per BS 476: Part4: 1970

Flame Spread and Smoke Development Index tested as per ASTM E84 (Class 1 or A)

RAM 511 CONTINUOUS RAM 512 INVERTED

ISOMETRIC DETAIL



COMPONENTS

- 1 Panel
- 2 Main Beam Carrier
- 3 Cross Beam
- 4 Hanging Bracket
- 5 Threaded Rod
- 6 Anti-Vibration Clip (RH) •
- 7 Wall Trim
- 8 Wall End Bracket •
- 9 Inverted Beam (Direct)
- 10 Inverted Beam (Indirect)

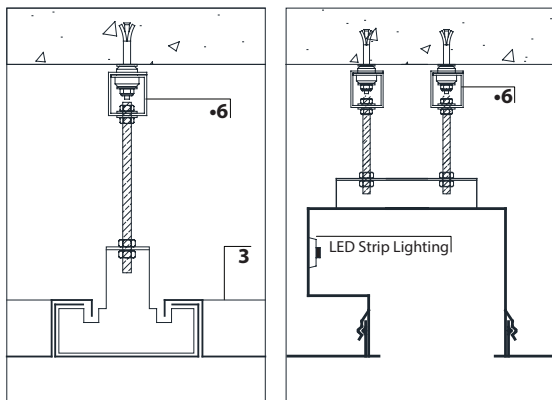
Luminous Panel •

Fire Resistant •

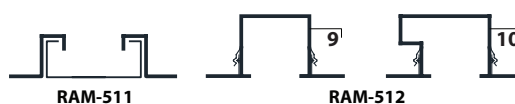
• Optional

Custom sizes can be offered

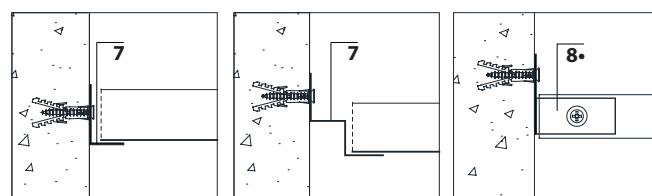
SECTION DETAIL



PANEL-BEAM JOINT DETAIL



PERIMETER OPTIONS



520 series

THREADED/FLAT

This threaded/flush beam profile ceiling is an ideal solution for integrating ceiling with demountable partition, hanging & support for light (weight) signs & multimedia materials. Available with sound attenuation panels. Can be manufactured in single & double skin. The beam profile can be used to integrate light fittings, AC grills, and other MEP services. Offered as recess, flush, or reveled edge with the panel. Panels are laid on the beam profile, which can be produced in multiple sizes in order to avoid cutting the panels. Lifts upwards for access to ceiling void. Offered in a wide range of sizes, colors & finishes.

FEATURES

MATERIAL

Aluminum Alloy as per EN AW 3000 or 5000 series.

Zinc Plated Galvanized Steel G90 grade.

THICKNESS

PANELS (mm)

Aluminum or Galvanized Steel:
0.5 to 1.0

BEAMS (mm)

Galvanized Steel:
0.5 to 2.0

+ Custom thickness are available upon request

SURFACE FINISH

Plain
Perforated
Decorative Patterns

SIZE

TYPE

RAM 521: Threaded profile
RAM 522: Flat

BEAM WIDTH (mm): 100-300

DIMENSIONS (mm)

600x600/750x750/900x900/1000x1000/
1200x1200/1500x1500

+ Custom sizes are available upon request

COATING

Polyester Coating: ((5 μ (Back) + 20 μ (Face))

Polyester Powder Coating: (70 μ -80 μ)


+ High Performance Coatings like PESDF, PVDF and POLYAMIDE are available upon request.

INSULATION

Acoustic Black Fleece is non-flammable and meets the standard DIN 4102 / B1. Classification A1 according to EN 13501-1.

Rockwool slabs conforming to ASTM C612 and equivalent BS 3958-5 are provided for acoustic insulation.

COLORS



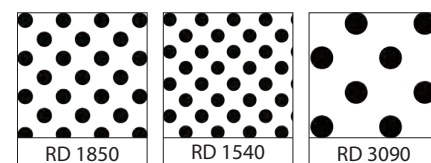
SPECIAL FINISHES



+ See page 144 for additional colors & special finishes available

+ Special finishes can be provided in lamination, sublimation or coil coating process.

PERFORATION PATTERNS



+ See page 136 for all other pattern options

DATA / PERFORMANCE



ACOUSTICS

Tested as per BS EN ISO 354: 2003 for sound absorption, noise reduction and sound attenuation.

NRC achieved with Acoustic Black fleece – NRC 0.75

NRC achieved with Acoustic Black Fleece and Rockwool Insulation – NRC 1.00

Tested as per ASTM E1414-11a for Airborne Sound Attenuation as per ISO 10848-2.

CAC can achieved up to – 48 dB

Perforated & Sound Attenuation cover



ANTI BACTERIAL COATING

Tested as per JIS Z 2801: 2000, which inhibits the growth of bacteria on the applied surface.



LIGHT REFLECTANCE (LR)

Achieved by the metal ceiling is LR – 0.85-0.96 tested as per ASTM E 1477.



FIRE PERFORMANCE

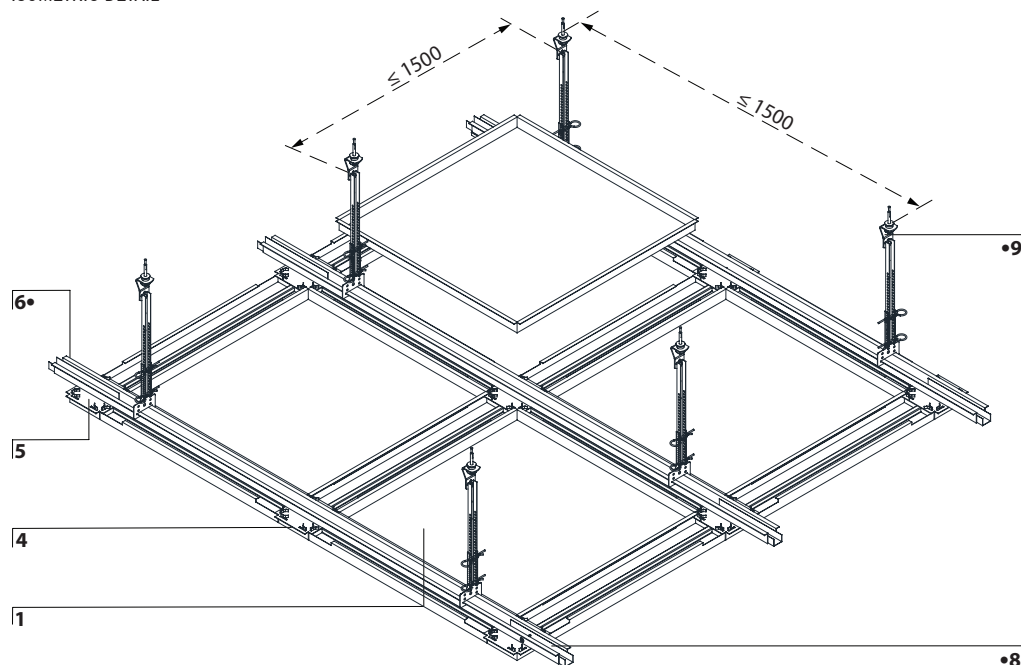
Surface Spread of flame Class 1 tested as per BS 476: Part 7: 1997

“Non-Combustible” Material tested as per BS 476: Part4: 1970

Flame Spread and Smoke Development Index tested as per ASTM E84 (Class 1 or A)

RAM 521 THREADED RAM 522 FLAT

ISOMETRIC DETAIL



COMPONENTS

- 1 Panel
- 2 Beam Channel (Threaded)
- 3 Beam Channel (Flush)
- 4 Junction Box
- 5 Junction Plate
- 6 Beam Stabilizer •
- 7 Rigid Hanging System •
- 8 BS Splice •
- 9 Anti-Vibration Clip (RH) •
- 10 Wall Trim
- 11 Wall End Bracket •
- 12 Threaded Rod •



Luminous Panel •

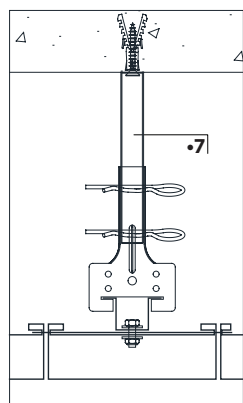


Fire Resistant •

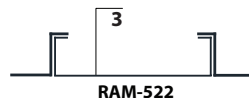
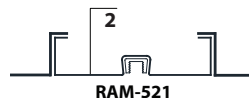
• Optional

Custom sizes can be offered

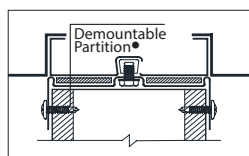
OPTIONAL HANGING SOLUTIONS



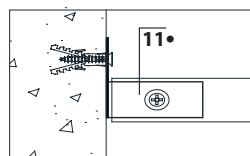
PANEL-BEAM JOINT DETAIL



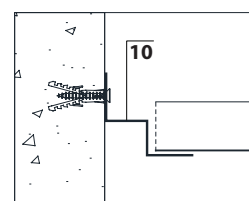
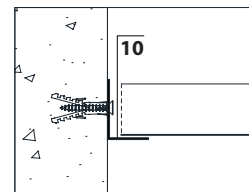
BEAM PARTITION DETAIL



WALL END BRACKET DETAIL



PERIMETER OPTIONS



530 series

HOOK-ON

This system is supported on a heavy duty concealed plate is an ideal solution for integrating ceiling with demountable partition. Available with sound attenuation panels. Can be manufactured in single & double skin. The beam profile can be recess, flush, & reveled edge with the panel, and can be demountable independently in order to be replaced by light fittings, AC grills, or top track partitions. The beam is demountable with downward accessibility. The panel is demountable with upward accessibility. Offered in a wide range of sizes, colors & finishes.

FEATURES

MATERIAL

Aluminum Alloy as per EN AW 3000 or 5000 series.

Zinc Plated Galvanized Steel G90 grade.

THICKNESS

PANELS (mm)

Aluminum or Galvanized Steel:
0.5 to 1.0

BEAMS (mm)

Galvanized Steel:
0.5 to 2.0

+ Custom thickness are available upon request

SURFACE FINISH

Plain
Perforated
Decorative Patterns

SIZE

TYPE
Hook

PANEL JOINT DETAIL
Square

BEAM WIDTH (mm): 100-300

DIMENSIONS (mm)
600x600/750x750/900x900/1000x1000/
1200x1200/1500x1500

+ Custom sizes are available upon request

COATING

Polyester Coating: ((5 μ (Back) + 20 μ (Face))

Polyester Powder Coating: (70 μ -80 μ)

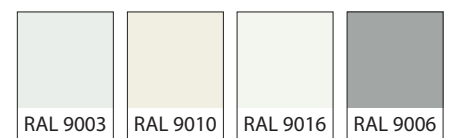
+ High Performance Coatings like PESDF, PVDF and POLYAMIDE are available upon request.

INSULATION

Acoustic Black Fleece is non-flammable and meets the standard DIN 4102 / B1. Classification A1 according to EN 13501-1.

Rockwool slabs conforming to ASTM C612 and equivalent BS 3958-5 are provided for acoustic insulation.

COLORS



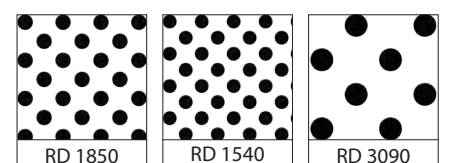
SPECIAL FINISHES



+ See page 144 for additional colors & special finishes available

+ Special finishes can be provided in lamination, sublimation or coil coating process.

PERFORATION PATTERNS



+ See page 136 for all other pattern options

DATA / PERFORMANCE



ACOUSTICS

Tested as per BS EN ISO 354: 2003 for sound absorption, noise reduction and sound attenuation.

NRC achieved with Acoustic Black fleece – NRC 0.75

NRC achieved with Acoustic Black Fleece and Rockwool Insulation – NRC 1.00

Tested as per ASTM E1414-11a for Airborne Sound Attenuation as per ISO 10848-2.

CAC can achieved up to – 48 dB

Perforated & Sound Attenuation cover



ANTI BACTERIAL COATING

Tested as per JIS Z 2801: 2000, which inhibits the growth of bacteria on the applied surface.



LIGHT REFLECTANCE (LR)

Achieved by the metal ceiling is LR – 0.85-0.96 tested as per ASTM E 1477.



FIRE PERFORMANCE

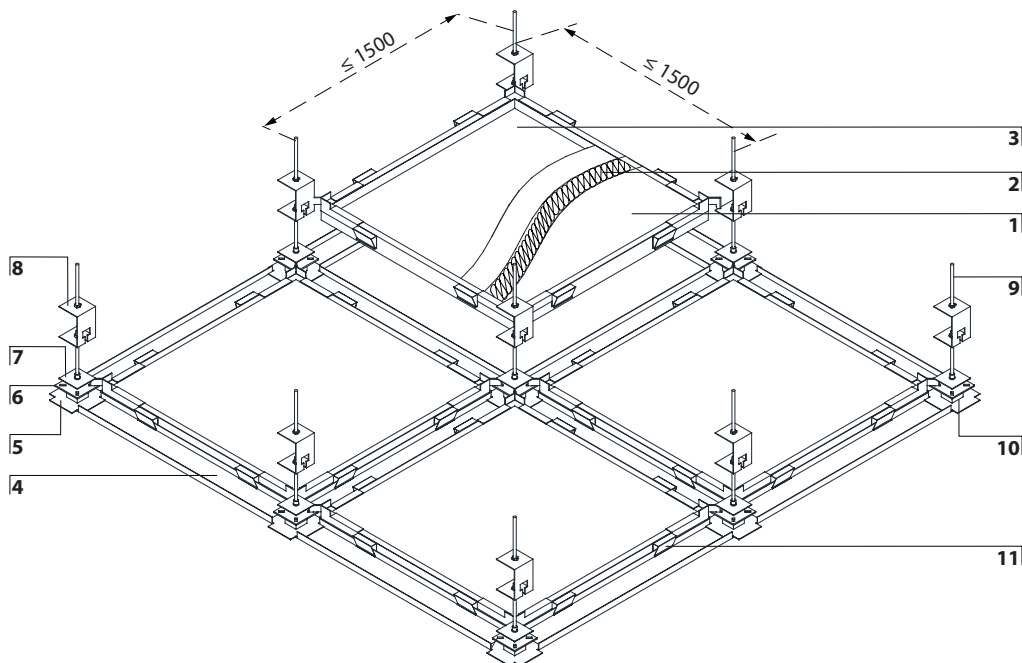
Surface Spread of flame Class 1 tested as per BS 476: Part 7: 1997

“Non-Combustible” Material tested as per BS 476: Part4: 1970

Flame Spread and Smoke Development Index tested as per ASTM E84 (Class 1 or A)

RAM 531 HOOK-ON

ISOMETRIC DETAIL



COMPONENTS

- 1 Panel
- 2 Rockwool Insulation •
- 3 Sound Attenuation Panel •
- 4 Main Beam Channel
- 5 Lay-in Junction Plate
- 6 Suspension Plate
- 7 Security Plate
- 8 Adjustable Hanging Bracket
- 9 Threaded Rod
- 10 Threaded Profile
- 11 Half Spring Clip
- 12 Hook Profile
- 13 Anti-Vibration Clip (TR) •
- 14 Wall End Bracket •
- 15 Wall Trim



Luminous Panel •

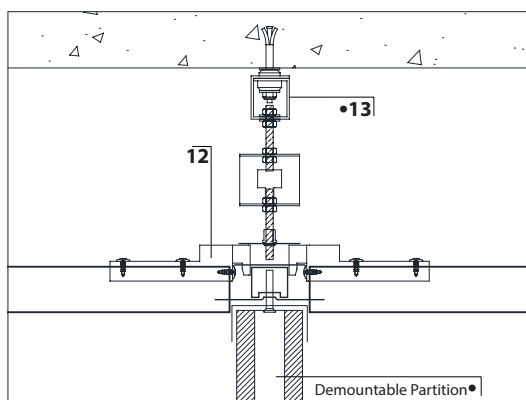


Fire Resistant •

• Optional

Custom sizes can be offered

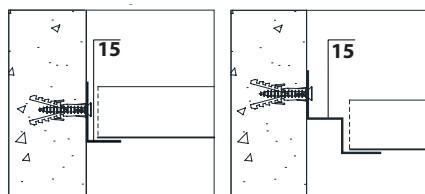
SECTION DETAIL



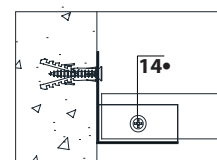
PANEL JOINT DETAIL



PERIMETER OPTIONS



WALL END BRACKET DETAIL





RAM 610 SR | Mid Field Terminal | U.A.E.



CEILING SYSTEMS

TORSION

610 SR

620 T

CEILING SYSTEMS
TORSION SPRING

610 series

SR

This hinge down type modular torsion spring ceiling system with reveled edge is an ideal solution for mega size panels and multiple height ceilings. It is highly sustainable and durable. Available with sound attenuation panels. Can be produced in double skin. Fully demountable with downward hinge down accessibility without using any special tool. Offered in a wide range of sizes, colors & finishes.

FEATURES

MATERIAL

Aluminum Alloy as per EN AW 3000 or 5000 series.

Zinc Plated Galvanized Steel G90 grade.

THICKNESS

Aluminum or Galvanized Steel:
0.5mm to 1.0mm.

- + Custom thickness are available upon request
- + Spring Material- Stainless Steel for both options

SURFACE FINISH

Plain
Perforated
Decorative Patterns

SIZE

PANEL JOINT DETAIL

5-20 mm gap

DIMENSIONS (mm)

600x600/600x1200/1200x1200

- + Custom sizes are available upon request

COATING

Polyester Coating: ((5 μ (Back) + 20 μ (Face))

Polyester Powder Coating: (70 μ -80 μ)

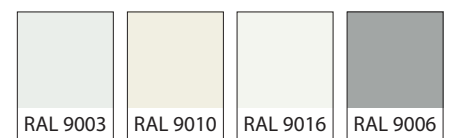
- + High Performance Coatings like PESDF, PVDF and POLYAMIDE are available upon request.

INSULATION

Acoustic Black Fleece is non-flammable and meets the standard DIN 4102 / B1. Classification A1 according to EN 13501-1.

Rockwool slabs conforming to ASTM C612 and equivalent BS 3958-5 are provided for acoustic insulation.

COLORS

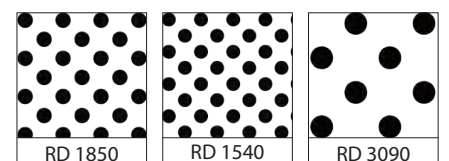


SPECIAL FINISHES



- + See page 144 for additional colors & special finishes available
- + Special finishes can be provided in lamination, sublimation or coil coating process.

PERFORATION PATTERNS



- + See page 136 for all other pattern options

DATA / PERFORMANCE



ACOUSTICS

Tested as per BS EN ISO 354: 2003 for sound absorption, noise reduction and sound attenuation.

NRC achieved with Acoustic Black fleece – NRC 0.75

NRC achieved with Acoustic Black Fleece and Rockwool Insulation – NRC 1.00

Tested as per ASTM E1414-11a for Airborne Sound Attenuation as per ISO 10848-2.

CAC can achieved up to – 48 dB

Perforated & Sound Attenuation cover



ANTI BACTERIAL COATING

Tested as per JIS Z 2801: 2000, which inhibits the growth of bacteria on the applied surface.



LIGHT REFLECTANCE (LR)

Achieved by the metal ceiling is LR – 0.85-0.96 tested as per ASTM E 1477.



FIRE PERFORMANCE

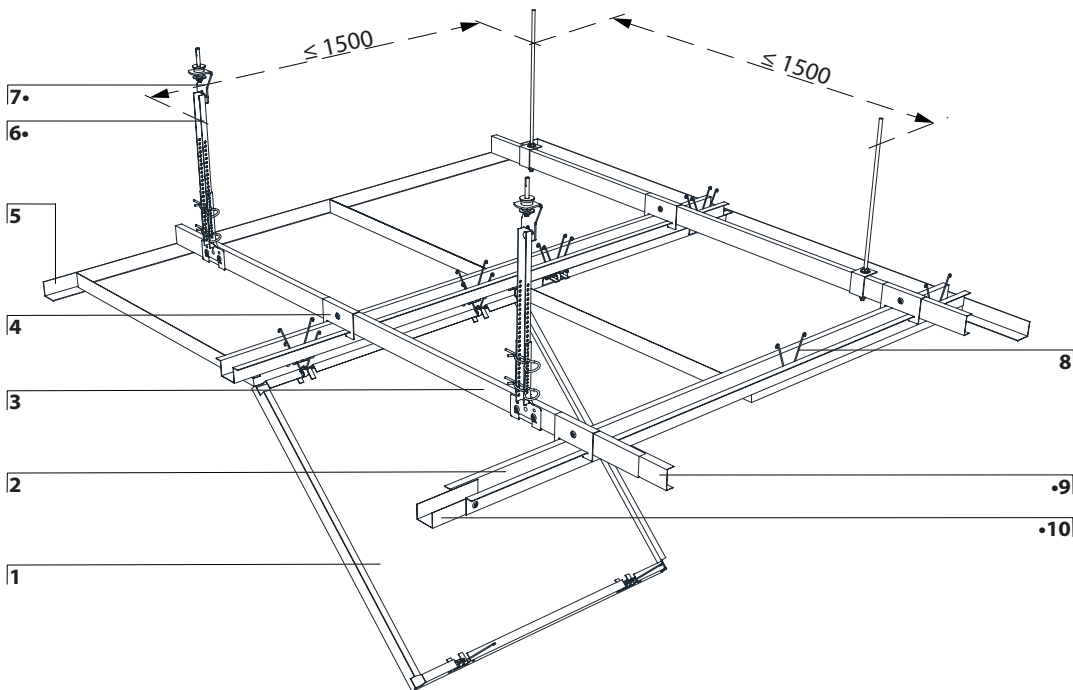
Surface Spread of flame Class 1 tested as per BS 476: Part 7: 1997

“Non-Combustible” Material tested as per BS 476: Part4: 1970

Flame Spread and Smoke Development Index tested as per ASTM E84 (Class 1 or A)

RAM 611 SQUARE/RECTANGULAR

ISOMETRIC DETAIL



COMPONENTS

- 1 Panel
- 2 Torsion Spring Carrier
- 3 Stabilizer
- 4 TC Bracket
- 5 Wall Trim
- 6 Rigid Hanging System •
- 7 Anti-Vibration Clip (RH) •
- 8 Torsion Spring Wire
- 9 ST Splice •
- 10 C Splice •
- 11 Universal Bracket
- 12 Threaded Rod •
- 13 Anti-Vibration Clip (TR) •
- 14 Self-Adhesive Seal •
- 15 Spacer •

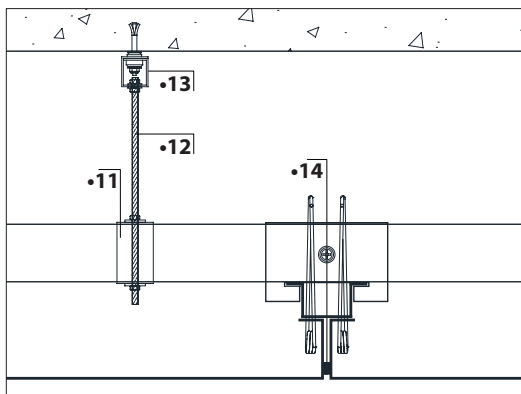


Luminous Panel •

• Optional

Custom sizes can be offered

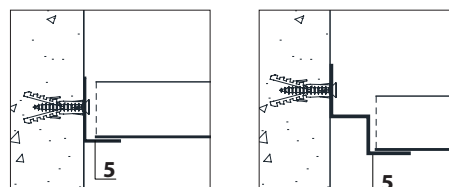
SECTION DETAIL



JOINT DETAIL



PERIMETER OPTIONS



620 series

T

This hinge down type triangular torsion spring ceiling system with reveled edge is an ideal solution for mega size panels and multiple height ceilings. A highly sustainable and durable system. Available with sound attenuation panels. Can be manufactured in double skin. A heavy duty torsion spring system is with a secured panel to hinged down from the ceiling. Fully demountable with downward hinge down accessibility without using any special tool. Offered in a wide range of sizes, colors & finishes.

FEATURES

MATERIAL

Aluminum Alloy as per EN AW 3000 or 5000 series.

Zinc Plated Galvanized Steel G90 grade.

THICKNESS

Aluminum or Galvanized Steel:
0.5mm to 1.0mm.

- + Custom thickness are available upon request
- + Spring Material- Stainless Steel for both options

SURFACE FINISH

Plain
Perforated
Decorative Patterns

SIZE

TRIANGLE TYPE

Equilateral
Isosceles
Scalene

PANEL JOINT DETAIL

5-20 mm gap

- + Custom sizes are available upon request

COATING

Polyester Coating: ((5 μ (Back) + 20 μ (Face))

Polyester Powder Coating: (70 μ -80 μ)

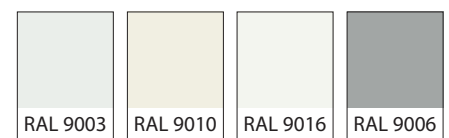
- + High Performance Coatings like PESDF, PVDF and POLYAMIDE are available upon request.

INSULATION

Acoustic Black Fleece is non-flammable and meets the standard DIN 4102 / B1. Classification A1 according to EN 13501-1.

Rockwool slabs conforming to ASTM C612 and equivalent BS 3958-5 are provided for acoustic insulation.

COLORS

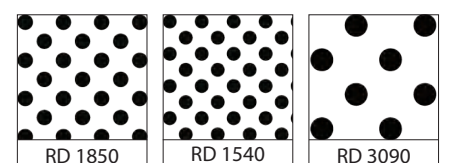


SPECIAL FINISHES



- + See page 144 for additional colors & special finishes available
- + Special finishes can be provided in lamination, sublimation or coil coating process.

PERFORATION PATTERNS



- + See page 136 for all other pattern options

DATA / PERFORMANCE



ACOUSTICS

Tested as per BS EN ISO 354: 2003 for sound absorption, noise reduction and sound attenuation.

NRC achieved with Acoustic Black fleece – NRC 0.75

NRC achieved with Acoustic Black Fleece and Rockwool Insulation – NRC 1.00

Tested as per ASTM E1414-11a for Airborne Sound Attenuation as per ISO 10848-2.

CAC can achieved up to – 48 dB

Perforated & Sound Attenuation cover



ANTI BACTERIAL COATING

Tested as per JIS Z 2801: 2000, which inhibits the growth of bacteria on the applied surface.



LIGHT REFLECTANCE (LR)

Achieved by the metal ceiling is LR – 0.85-0.96 tested as per ASTM E 1477.



FIRE PERFORMANCE

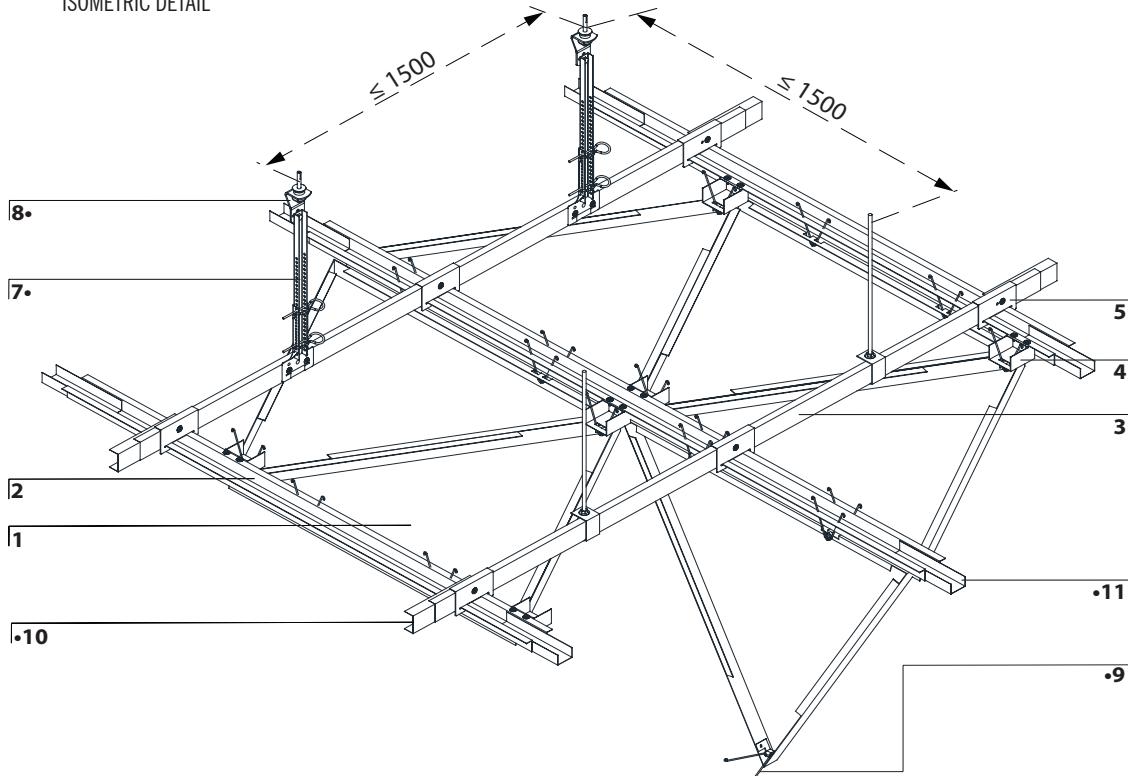
Surface Spread of flame Class 1 tested as per BS 476: Part 7: 1997

“Non-Combustible” Material tested as per BS 476: Part4: 1970

Flame Spread and Smoke Development Index tested as per ASTM E84 (Class 1 or A)

RAM 621 TRIANGULAR FLAT RAM 622 TRIANGULAR 3D

ISOMETRIC DETAIL



COMPONENTS

- 1 Panel (RAM 621)
- 2 Torsion Spring Carrier
- 3 Stabilizer
- 4 Carrier Projector
- 5 TC Bracket
- 6 Wall Trim
- 7 Rigid Hanging System •
- 8 Anti-Vibration Clip (RH) •
- 9 Torsion Spring Wire
- 10 ST Splice •
- 11 C Splice •
- 12 Universal Bracket •
- 13 Threaded Rod •
- 14 Anti-Vibration Clip (TR) •
- 15 Self-Adhesive Seal •
- 16 Spacer •

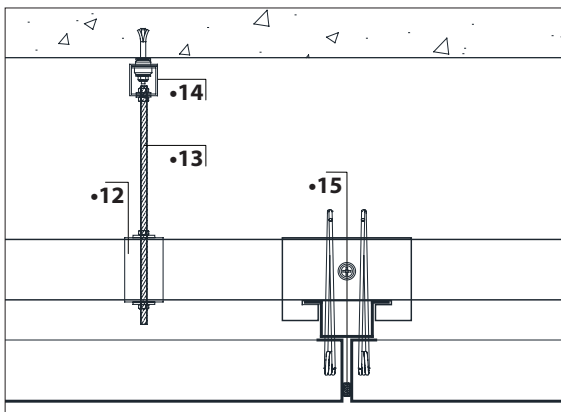


Luminous Panel •

• Optional

Custom sizes can be offered

SECTION DETAIL



JOINT DETAIL



PANEL DESIGN PATTERN

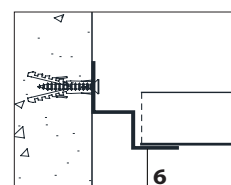
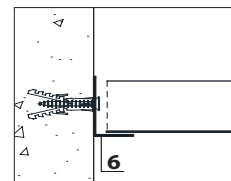


RAM-621



RAM-622

PERIMETER OPTIONS









CEILING SYSTEMS

FIRE RATED

710 F90

720 F120



CEILING SYSTEMS
FIRE RATED

710 series

F90



A clip in hinge down ceiling type, clipped in to a concealed suspension system with non-perforated finish making it an ideal solution for industrial & central kitchens. Fire resistance performance close to 2 hours, and classified as medium security. Hinge down accessibility using panel removal access key tool. Offered in a wide range of sizes, colors & finishes .

FEATURES

MATERIAL

Zinc Plated Galvanized Steel G90 grade.

THICKNESS

Galvanized Steel:
0.7mm

SURFACE FINISH

Plain
Perforated
Decorative Patterns

SIZE

PANEL JOINT DETAIL (mm)

Square:

W ≤600mm x L ≤1800mm

3mm Beveled:

600x600

+ Custom sizes are available upon request

COATING

Polyester Coating: ((5μ (Back) + 20μ (Face))

Polyester Powder Coating: (70μ -80μ)


+ High Performance Coatings like PESDF, PVDF and POLYAMIDE are available upon request.

INSULATION

Acoustic Black Fleece is non-flammable and meets the standard DIN 4102 / B1. Classification A1 according to EN 13501-1.

Rockwool slabs conforming to ASTM C612 and equivalent BS 3958-5 are provided for acoustic insulation.

COLORS



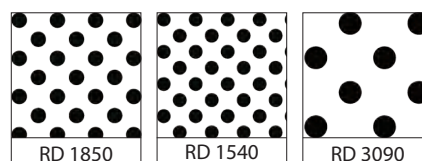
SPECIAL FINISHES



+ See page 144 for additional colors & special finishes available

+ Special finishes can be provided in lamination, sublimation or coil coating process.

PERFORATION PATTERNS



+ See page 136 for all other pattern options

DATA / PERFORMANCE



ACOUSTICS

Tested as per BS EN ISO 354: 2003 for sound absorption, noise reduction and sound attenuation.

NRC achieved with Acoustic Black fleece – NRC 0.75

NRC achieved with Acoustic Black Fleece and Rockwool Insulation – NRC 1.00

Tested as per ASTM E1414-11a for Airborne Sound Attenuation as per ISO 10848-2.

CAC can achieved up to – 48 dB

Perforated & Sound Attenuation cover



ANTI BACTERIAL COATING

Tested as per JIS Z 2801: 2000, which inhibits the growth of bacteria on the applied surface.



LIGHT REFLECTANCE (LR)

Achieved by the metal ceiling is LR – 0.85-0.96 tested as per ASTM E 1477.

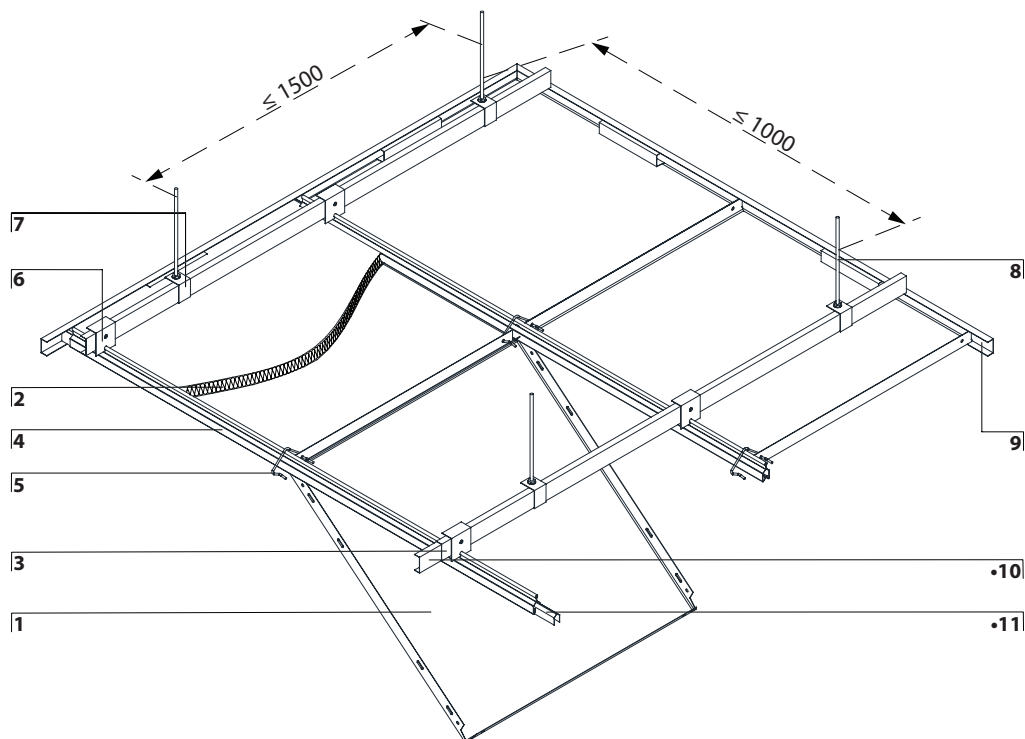


FIRE RESISTANCE

Fire Rated up to 115 minutes tested as per BS476: Part 23: 1987

RAM 711 F90

ISOMETRIC DETAIL



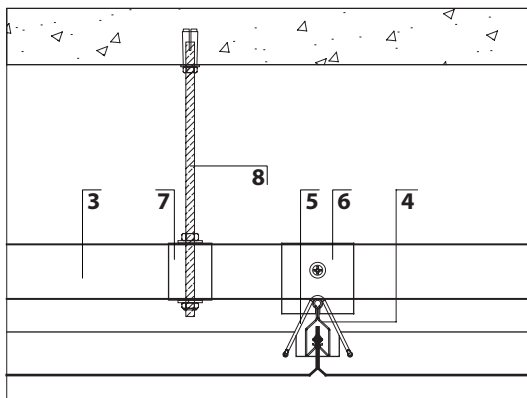
COMPONENTS

- 1 Panel
- 2 Rockwool Infill
- 3 Stabilizer
- 4 Narrow Carrier
- 5 Security Clip
- 6 NC Bracket
- 7 ST Bracket
- 8 Threaded Rod
- 9 Wall Trim
- 10 ST Splice •
- 11 C Splice •
- 12 Wedge •
- 13 Anti-Vibration Clip (TR) •

• Optional

Custom sizes can be offered

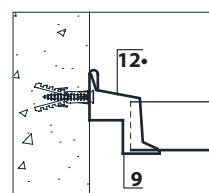
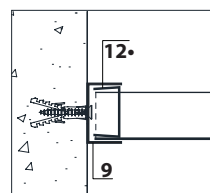
SECTION DETAIL



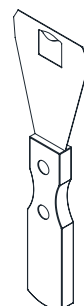
JOINT DETAILS



PERIMETER OPTIONS



ACCESS TOOL •



720 series

F120



Concealed fire rated ceiling panels with spring action latch lock on beam profile. An ideal solution for integrating ceiling with demountable partition, hanging & support for light (weight) signs & multimedia materials. For use in airports, universities & office buildings. Fire resistance performance exceed to 2 hours. High acoustic performance of sound absorption as well as tested with high CAC 51db sound transmission. Fully demountable with downward accessibility using panel removal access key tool. Offered in a wide range of sizes, colors & finishes.

FEATURES

MATERIAL

Zinc Plated Galvanized Steel G90 grade.

THICKNESS

Galvanized Steel

PANELS (mm)

45mm

BEAMS (mm)

1.00mm

+ Custom thickness are available upon request

SURFACE FINISH

Plain
Perforated
Decorative Patterns

SIZE

TYPE
concealed

PANEL JOINT DETAIL

Square

DIMENSIONS (mm)

600x600/750x750/900x900/1000x1000/
1200x1200/1500x1500

+ Custom sizes are available upon request

COATING

Polyester Coating: ((5μ (Back) + 20μ (Face))

Polyester Powder Coating: (70μ -80μ)


+ High Performance Coatings like PESDF, PVDF and POLYAMIDE are available upon request.

INSULATION

Acoustic Black Fleece is non-flammable and meets the standard DIN 4102 / B1. Classification A1 according to EN 13501-1.

Rockwool slabs conforming to ASTM C612 and equivalent BS 3958-5 are provided for acoustic insulation.

COLORS



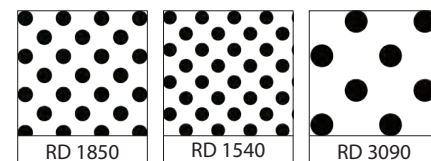
SPECIAL FINISHES



+ See page 144 for additional colors & special finishes available

+ Special finishes can be provided in lamination, sublimation or coil coating process.

PERFORATION PATTERNS



+ See page 136 for all other pattern options

DATA / PERFORMANCE



ACOUSTICS

Tested as per BS EN ISO 354: 2003 for sound absorption, noise reduction and sound attenuation.

NRC achieved with Acoustic Black fleece – NRC 0.75

NRC achieved with Acoustic Black Fleece and Rockwool Insulation – NRC 1.00

Tested as per ASTM E1414-11a for Airborne Sound Attenuation as per ISO 10848-2.

CAC can achieved up to – 48 dB

Perforated & Sound Attenuation cover



ANTI BACTERIAL COATING

Tested as per JIS Z 2801: 2000, which inhibits the growth of bacteria on the applied surface.



LIGHT REFLECTANCE (LR)

Achieved by the metal ceiling is LR – 0.85-0.96 tested as per ASTM E 1477.

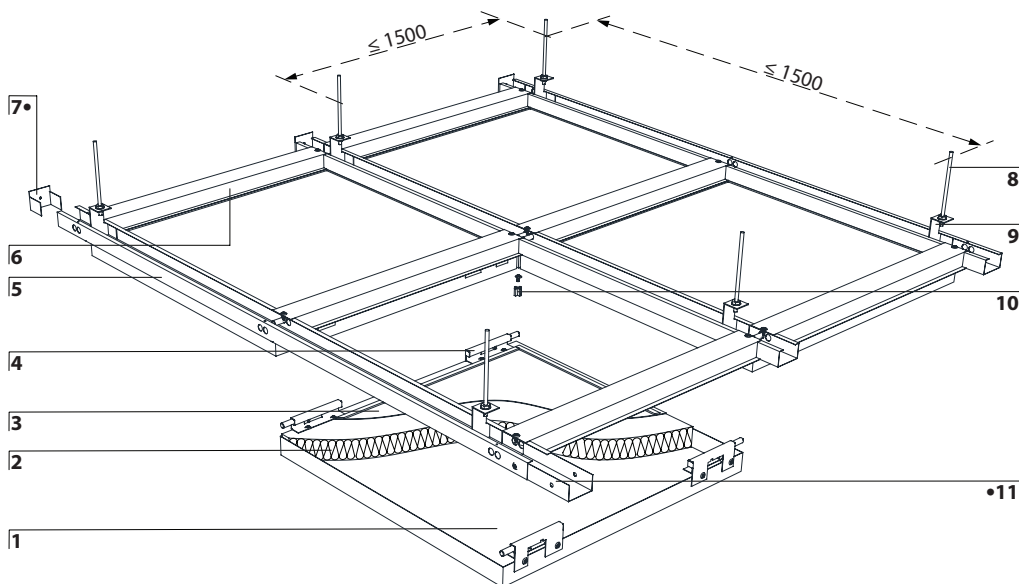


FIRE RESISTANCE

Fire Rated up to 132 minutes tested as per BS476: Part 23: 1987.

RAM 721 F120

ISOMETRIC DETAIL



COMPONENTS

- 1 Panel
- 2 Rockwool Infill
- 3 Sound Attenuation Panel
- 4 Spring Action Latch Lock
- 5 Main Beam Channel
- 6 Cross Beam Channel
- 7 Wall End Bracket •
- 8 Threaded Rod
- 9 Hanging Bracket
- 10 Cross Spacer
- 11 B Splice •
- 12 Self-Adhesive Seal •
- 13 Anti-Vibration Clip (TR) •
- 14 Wall Trim
- 15 Wall End Bracket

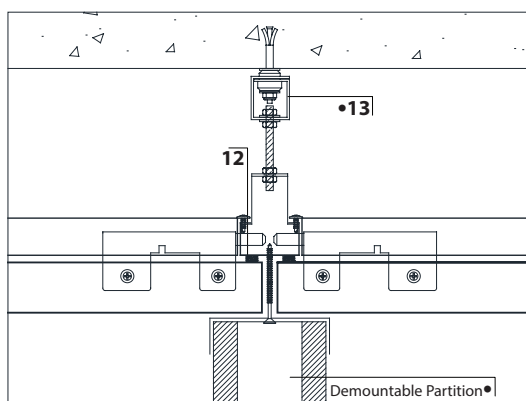
• Optional

Custom sizes can be offered

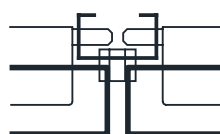


Fire Resistant •

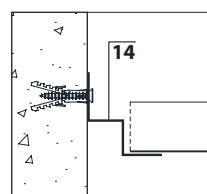
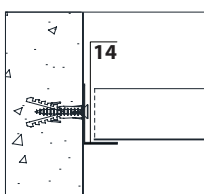
SECTION DETAIL



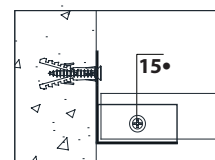
PANEL JOINT DETAIL



PERIMETER OPTIONS



WALL END BRACKET DETAIL







CEILING SYSTEMS

SECURITY

810 HIGH GUARD



810 series HIGH GUARD



A high guard ceiling type. Grade 1 is designed for maximum security and is ideal for prisons, detention centers, and other high security zones. Security access panel with master key solution available. Grade 4 is designed for light security and is ideal for airport washrooms, classrooms, light detention centers, and other light security zones. Security access panel with special tool available. Tested as per ASTM F2322-2012 standards for maximum Grade 1 criteria & tested for load bearing capacity. Offered in a wide range of sizes, colors & finishes.

FEATURES

MATERIAL

Zinc Plated Galvanized Steel G90 grade.

THICKNESS

Galvanized steel:
RAM 811: 2.0mm
RAM 812: 1.0mm

+ Custom thickness are available upon request

SURFACE FINISH

Plain
Perforated

SIZE

PANELS (mm)
600x600/600x1200

+ RAM 811 (with security brackets)
+ RAM 812 (with security lock)

+ Custom sizes are available upon request

COATING

Polyester Coating: ((5 μ (Back) + 20 μ (Face))

Polyester Powder Coating: (70 μ -80 μ)

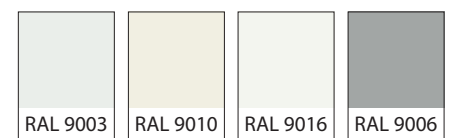
+ High Performance Coatings like PESDF, PVDF and POLYAMIDE are available upon request.

INSULATION

Acoustic Black Fleece is non-flammable and meets the standard DIN 4102 / B1. Classification A1 according to EN 13501-1.

Rockwool slabs conforming to ASTM C612 and equivalent BS 3958-5 are provided for acoustic insulation.

COLORS



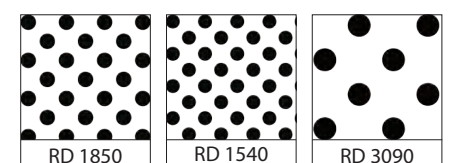
SPECIAL FINISHES



+ See page 144 for additional colors & special finishes available

+ Special finishes can be provided in lamination, sublimation or coil coating process.

PERFORATION PATTERNS



+ See page 136 for all other pattern options

DATA / PERFORMANCE



ACOUSTICS

Tested as per BS EN ISO 354: 2003 for sound absorption, noise reduction and sound attenuation.

NRC achieved with Acoustic Black fleece – NRC 0.75

NRC achieved with Acoustic Black Fleece and Rockwool Insulation – NRC 1.00

Tested as per ASTM E1414-11a for Airborne Sound Attenuation as per ISO 10848-2.

CAC can achieved up to – 48 dB

Perforated & Sound Attenuation cover



ANTI BACTERIAL COATING

Tested as per JIS Z 2801: 2000, which inhibits the growth of bacteria on the applied surface.



LIGHT REFLECTANCE (LR)

Achieved by the metal ceiling is LR – 0.85-0.96 tested as per ASTM E 1477.



SECURITY

Complies with ASTM F2322 standards for physical assault on vertical fixed barriers for detention and correctional facilities



FIRE PERFORMANCE

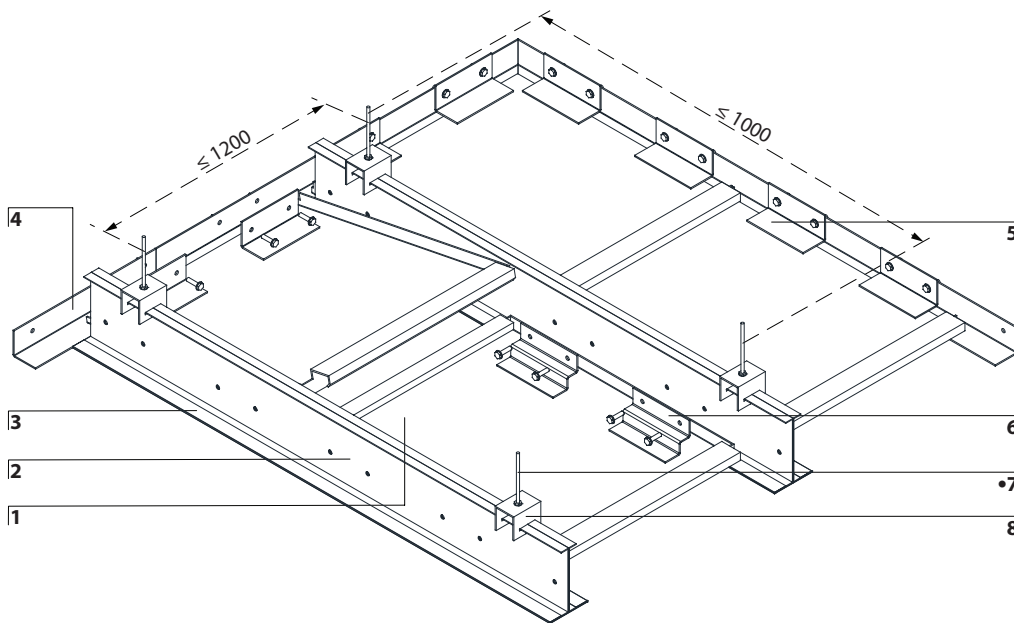
Surface Spread of flame Class 1 tested as per BS 476: Part 7: 1997

“Non-Combustible” Material tested as per BS 476: Part4: 1970

Flame Spread and Smoke Development Index tested as per ASTM E84 (Class 1 or A)

RAM 811 SECURITY CEILING GRADE 1 RAM 812 SECURITY CEILING GRADE 4

ISOMETRIC DETAIL



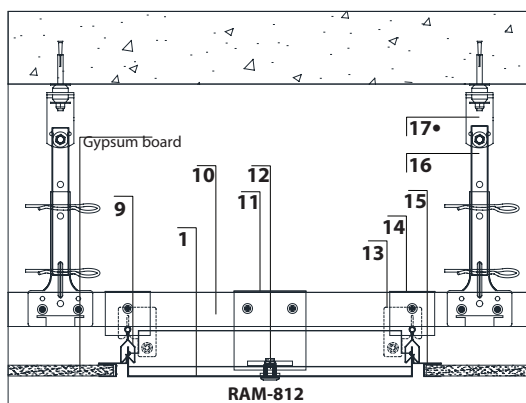
COMPONENTS

- 1 Panel
- 2 Carrier Profile
- 3 Carrier Cap
- 4 Wall Trim
- 5 L Wedge
- 6 W Wedge
- 7 Threaded Rod •
- 8 C Bracket
- 9 Narrow Carrier
- 10 Stabilizer
- 11 Security Plate
- 12 Budget Security Lock & Key
- 13 SL Bracket
- 14 NC Bracket
- 15 F Profile
- 16 Rigid Hanging System
- 17 Anti-Vibration Clip (RH) •

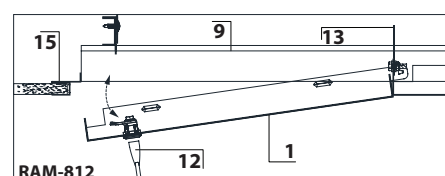
• Optional

Custom sizes can be offered

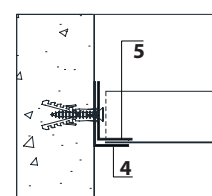
CROSS SECTION



ACCESS PANEL SECTION



PERIMETER OPTION





RAM 950 3D | Toyota Showroom | U.A.E.

A modern car showroom with a curved ceiling made of white, ribbed panels. A white SUV is parked on the left, and a large glass wall on the right shows other cars outside. The ceiling has recessed lighting.

CEILING SYSTEMS **BAFFLE**

910 BLADE

920 BAFFLE

930 TUBULAR

940 DIASPACE

950 3D

CEILING SYSTEMS
BAFFLE

910 series

BLADE

Slim profile and a modern look. For use in airports, metro stations, car showrooms & libraries. Ideal for open spaces with high ceilings to see through the void. Can be produced in variable modules between blades, with different depths, up to 4000mm long. Available in straight or formed V bent & solid line. Fully demountable. A special service tray can be produced to integrate light fitting & other MEP services in order to provide clear finish. Offered in a wide range of designs, sizes, colors & finishes.

FEATURES

MATERIAL

Aluminum Alloy as per EN AW 3000 or 5000 series.

Zinc Plated Galvanized Steel G90 grade.

THICKNESS

Aluminum: 0.5mm to 1.0mm.

Galvanized Steel: 0.5mm to 0.7mm.

+ Custom thickness are available upon request

SURFACE FINISH

Plain
Perforated

SIZE

HEIGHTS (mm)

RAM 911: 100–200

RAM 912: 300–600

SPACING (mm)

100/150/200/300

LENGTH (mm)

UP TO 3000

+ Custom sizes are available upon request

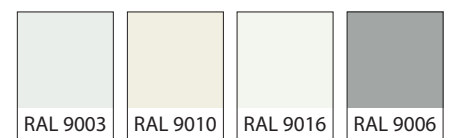
COATING

Polyester Coating: ((5 μ (Back) + 20 μ (Face))

Polyester Powder Coating: (70 μ -80 μ)

+ High Performance Coatings like PESDF, PVDF and POLYAMIDE are available upon request.

COLORS



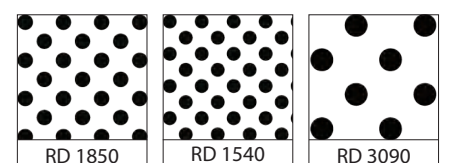
SPECIAL FINISHES



+ See page 144 for additional colors & special finishes available

+ Special finishes can be provided in lamination, sublimation or coil coating process.

PERFORATION PATTERNS



+ See page 136 for all other pattern options

DATA / PERFORMANCE



ACOUSTICS

Tested as per BS EN ISO 354: 2003 for sound absorption, noise reduction and sound attenuation.

NRC achieved with Acoustic Black fleece – NRC 0.75

NRC achieved with Acoustic Black Fleece and Rockwool Insulation – NRC 1.00

Tested as per ASTM E1414-11a for Airborne Sound Attenuation as per ISO 10848-2.

CAC can achieved up to – 48 dB

Perforated & Sound Attenuation cover



ANTI BACTERIAL COATING

Tested as per JIS Z 2801: 2000, which inhibits the growth of bacteria on the applied surface.



LIGHT REFLECTANCE (LR)

Achieved by the metal ceiling is LR – 0.85-0.96 tested as per ASTM E 1477.



FIRE PERFORMANCE

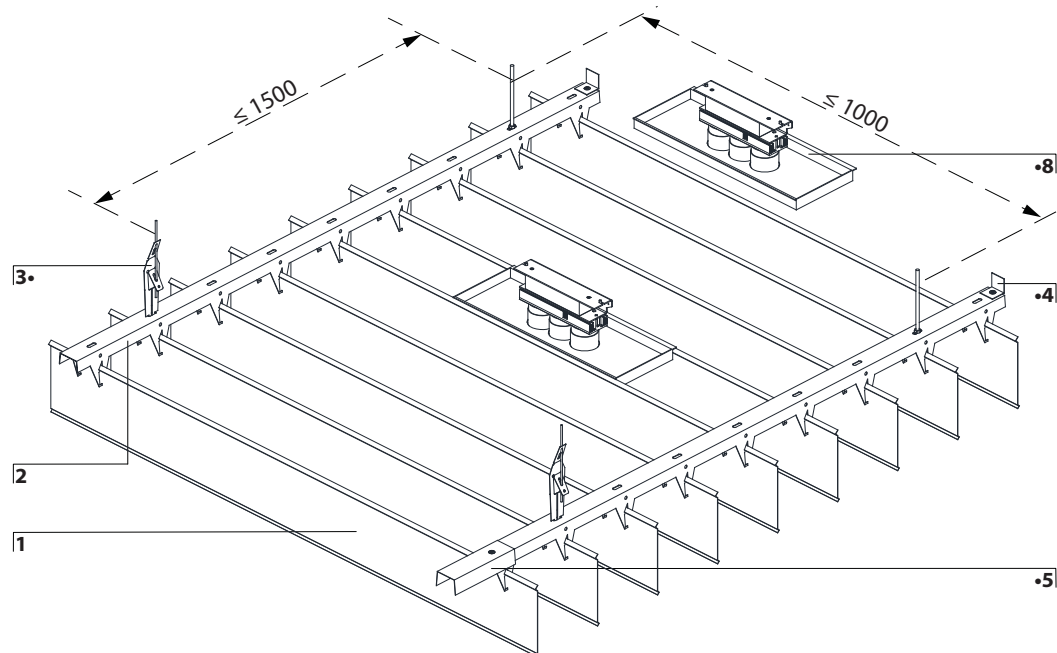
Surface Spread of flame Class 1 tested as per BS 476: Part 7: 1997

“Non-Combustible” Material tested as per BS 476: Part4: 1970

Flame Spread and Smoke Development Index tested as per ASTM E84 (Class 1 or A)

RAM 911 V LINE RAM 912 SOLID LINE

ISOMETRIC DETAIL



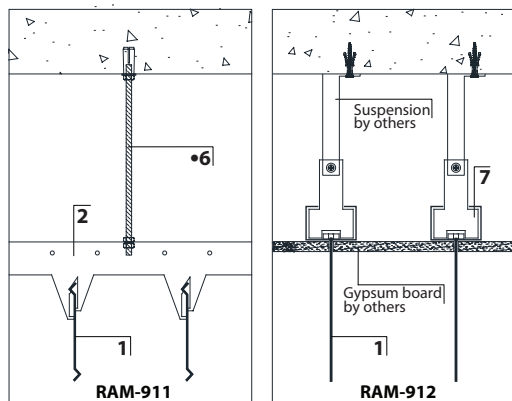
COMPONENTS

- 1 Blade
- 2 RAM 911 Carrier
- 3 Adjustment Clip •
- 4 Wall End Bracket •
- 5 C Splice •
- 6 Threaded Rod •
- 7 Hanging Bracket
- 8 Service Tray •

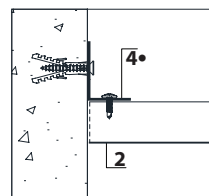
• Optional

Custom sizes can be offered

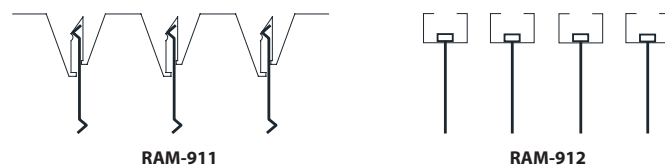
OPTIONAL HANGING SOLUTIONS



PERIMETER DETAILS



STRIP DETAIL



CEILING SYSTEMS

BAFFLE

920 series

BAFFLE

A deep profile U shape with a modern Look. For airports, metro stations, car showrooms & libraries. Ideal for open spaces & high ceiling level to view through the void. Can be produced in variable modules between baffles, in a variety of depths up to 300mm. Deep baffle 200-300mm, is available with the proper acoustic insulation and is fully demountable. Integrated light fittings & other MEP services are available in order to provide clear finish. Offered in a wide range of designs, sizes, colors & finishes.

FEATURES

MATERIAL

Aluminum Alloy as per EN AW 3000 or 5000 series.

Zinc Plated Galvanized Steel G90 grade.

THICKNESS

Aluminum:

RAM 921 : 0.5mm to 1.0mm

RAM 922 : 0.7mm to 2.0mm

Galvanized steel:

RAM 921 : 0.5mm to 0.7mm

RAM 922 : 0.6mm to 1.0mm

+ Custom thickness are available upon request

SURFACE FINISH

Plain

Perforated

SIZE

HEIGHTS (mm)

RAM 921: Up to 100

RAM 922: Up to 300

WIDTH (mm)

RAM 921: 10/20/30

RAM 922: 25/40/100/200

LENGTH (mm)

UP TO 3000

+ Custom sizes are available upon request

COATING

Polyester Coating: ((5μ (Back) + 20μ (Face))

Polyester Powder Coating: (70μ -80μ)

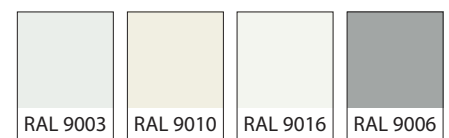
+ High Performance Coatings like PESDF, PVDF and POLYAMIDE are available upon request.

INSULATION

Acoustic Black Fleece is non-flammable and meets the standard DIN 4102 / B1. Classification A1 according to EN 13501-1.

Rockwool slabs conforming to ASTM C612 and equivalent BS 3958-5 are provided for acoustic insulation.

COLORS



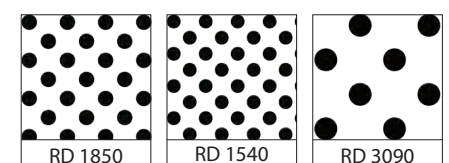
SPECIAL FINISHES



+ See page 144 for additional colors & special finishes available

+ Special finishes can be provided in lamination, sublimation or coil coating process.

PERFORATION PATTERNS



+ See page 136 for all other pattern options

DATA / PERFORMANCE



ACOUSTICS

Tested as per BS EN ISO 354: 2003 for sound absorption, noise reduction and sound attenuation.

NRC achieved with Acoustic Black fleece – NRC 0.75

NRC achieved with Acoustic Black Fleece and Rockwool Insulation – NRC 1.00

Tested as per ASTM E1414-11a for Airborne Sound Attenuation as per ISO 10848-2.

CAC can achieved up to – 48 dB

Perforated & Sound Attenuation cover



ANTI BACTERIAL COATING

Tested as per JIS Z 2801: 2000, which inhibits the growth of bacteria on the applied surface.



LIGHT REFLECTANCE (LR)

Achieved by the metal ceiling is LR – 0.85-0.96 tested as per ASTM E 1477.



FIRE PERFORMANCE

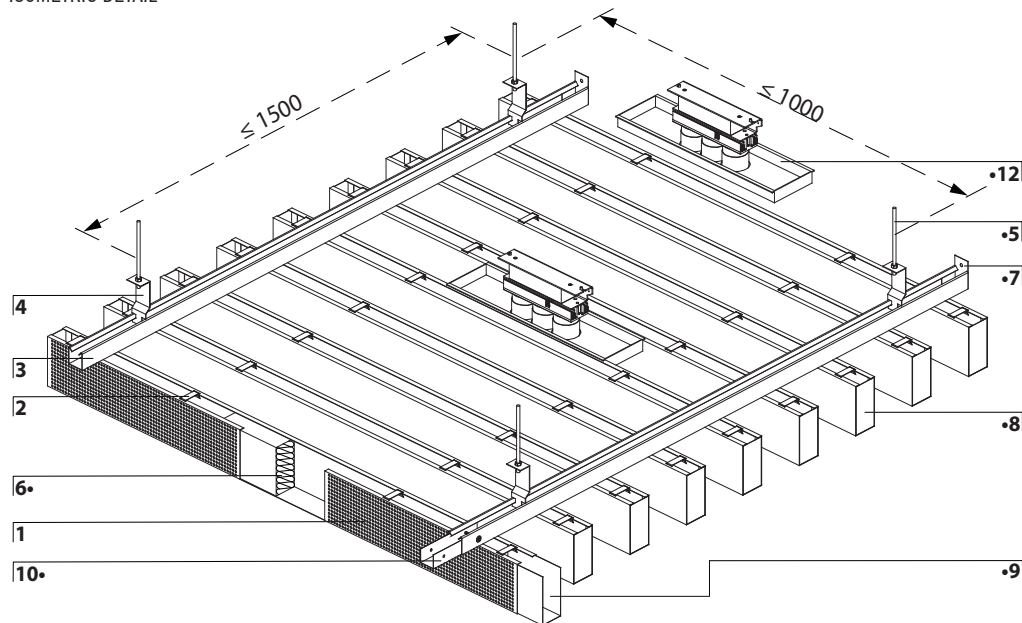
Surface Spread of flame Class 1 tested as per BS 476: Part 7: 1997

“Non-Combustible” Material tested as per BS 476: Part4: 1970

Flame Spread and Smoke Development Index tested as per ASTM E84 (Class 1 or A)

RAM 921 FINS RAM 922 BAFFLE

ISOMETRIC DETAIL



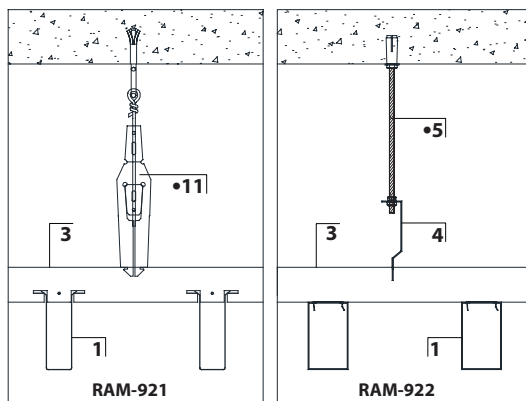
COMPONENTS

- 1 Baffle
- 2 Security Clip
- 3 Carrier
- 4 Hanging Bracket
- 5 Threaded Rod •
- 6 Rockwool •
- 7 Wall End Bracket •
- 8 End Cap •
- 9 RF Splice •
- 10 C Splice •
- 11 Adjustment Clip •
- 12 Service Tray •

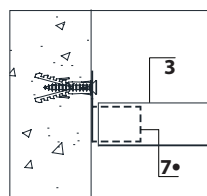
• Optional

Custom sizes can be offered

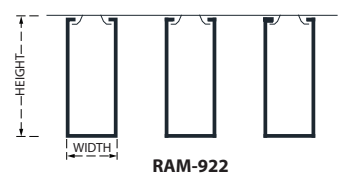
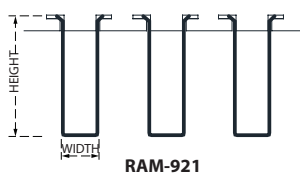
OPTIONAL HANGING SOLUTIONS



PERIMETER DETAILS



STRIP DETAILS



930 series

TUBULAR

Non-conventional profile shape with a modern look. A unique round profile that can be manufactured in perforated finishes. For airports, metro stations, car showrooms & libraries. Can be produced in variable modules between baffles. Installed, can produce a curved or wave shape. It is fully demountable. A special service box can be produce to integrate light fitting & other MEP services in order to provide a clear finish. Offered in a wide range of designs, sizes, colors & finishes.

FEATURES

MATERIAL

Aluminum Alloy as per EN AW 3000 or 5000 series.

THICKNESS

Aluminum (mm)

RAM 931: 0.5 to 0.7

RAM 932: 1.0

+ Custom thickness are available upon request

SURFACE FINISH

Plain

Perforated

SIZE

HEIGHTS (mm)

RAM 931: 60

RAM 932: 45/55/70/80

WIDTH (mm)

RAM 931: 80

RAM 932: 25/50

SPACING (mm)

RAM 931: 20

RAM 932: 75/100/150/200

LENGTH (mm)

UP TO 3000

+ Custom sizes are available upon request


COATING

Polyester Coating: ((5 μ (Back) + 20 μ (Face))

Polyester Powder Coating: (70 μ -80 μ)

+ High Performance Coatings like PESDF, PVDF and POLYAMIDE are available upon request.

COLORS



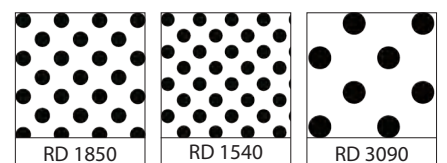
SPECIAL FINISHES



+ See page 144 for additional colors & special finishes available

+ Special finishes can be provided in lamination, sublimation or coil coating process.

PERFORATION PATTERNS



+ See page 136 for all other pattern options

DATA / PERFORMANCE



ACOUSTICS

Tested as per BS EN ISO 354: 2003 for sound absorption, noise reduction and sound attenuation.

NRC achieved with Acoustic Black fleece – NRC 0.75

NRC achieved with Acoustic Black Fleece and Rockwool Insulation – NRC 1.00

Tested as per ASTM E1414-11a for Airborne Sound Attenuation as per ISO 10848-2.

CAC can achieved up to – 48 dB

Perforated & Sound Attenuation cover



ANTI BACTERIAL COATING

Tested as per JIS Z 2801: 2000, which inhibits the growth of bacteria on the applied surface.



LIGHT REFLECTANCE (LR)

Achieved by the metal ceiling is LR – 0.85-0.96 tested as per ASTM E 1477.



FIRE PERFORMANCE

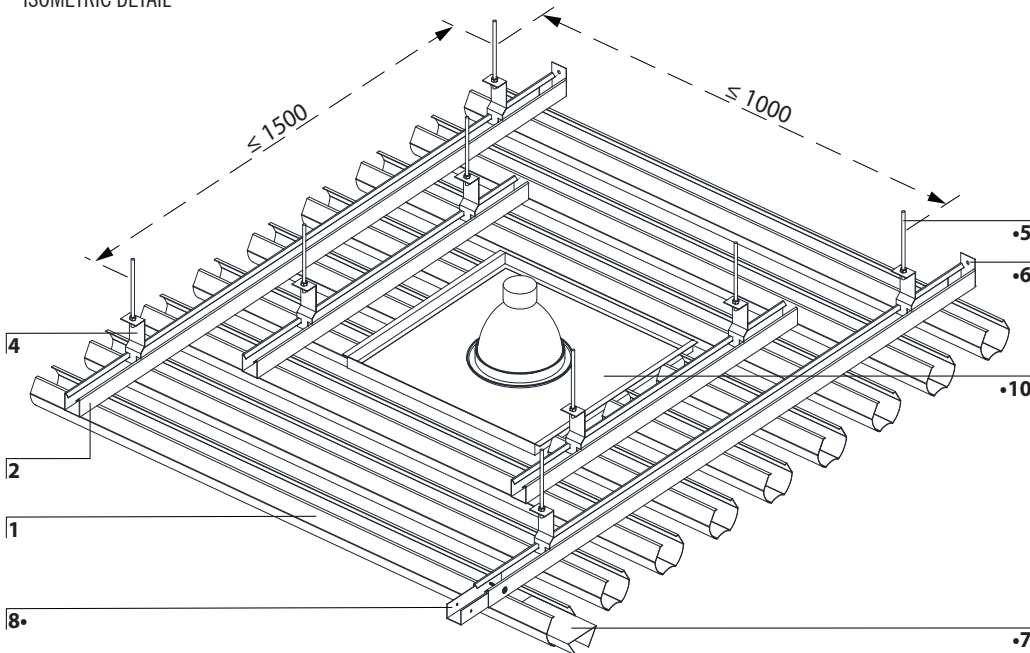
Surface Spread of flame Class 1 tested as per BS 476: Part 7: 1997

“Non-Combustible” Material tested as per BS 476: Part4: 1970

Flame Spread and Smoke Development Index tested as per ASTM E84 (Class 1 or A)

RAM 931 C LINE RAM 932 O LINE

ISOMETRIC DETAIL



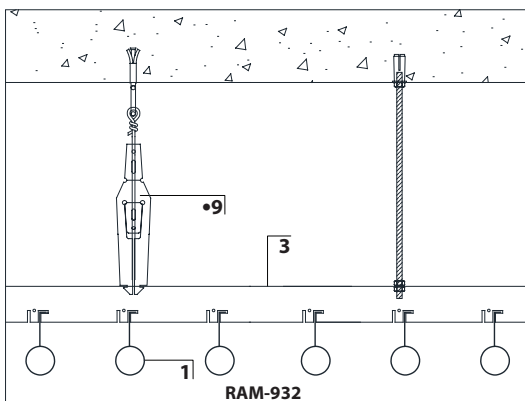
COMPONENTS

- 1 Tube
- 2 RAM 931 Carrier
- 3 RAM 932 Carrier
- 4 Hanging Bracket
- 5 Threaded Rod •
- 6 Wall End Bracket
- 7 T Splice •
- 8 C Splice •
- 9 Adjustment Clip •
- 10 Service Box •

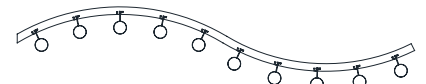
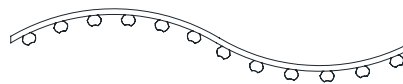
• Optional

Custom sizes can be offered

OPTIONAL HANGING SOLUTIONS



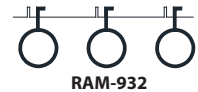
PANEL DESIGN PATTERN



STRIP DETAILS

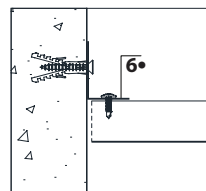
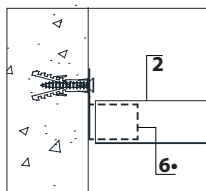


RAM-931



RAM-932

PERIMETER DETAILS



940 series

DIASPACE

A non-conventional profile shape with a modern look. Ideal for open spaces & high ceiling level to view through the void. For airports, metro stations, car showrooms & libraries. Can be produced with variable modules in between. Fully demountable. Special service tray can be produce to integrate light fitting & other MEP services in order to provide clear finish. Offered in a wide range of designs, sizes, colors & finishes.

FEATURES

MATERIAL

Aluminum Alloy as per EN AW 3000 or 5000 series.

THICKNESS

Aluminum (mm)
0.5 to 0.6

+ Custom thickness are available upon request

SURFACE FINISH

Plain
Perforated

SIZE

HEIGHT (mm)
150 - 400

WIDTH (mm)
50 - 100

LENGTH
Up to 3000mm

SPACING (mm)
50/100/150

+ Custom sizes are available upon request

COATING

Polyester Coating: ((5μ (Back) + 20μ (Face))

Polyester Powder Coating: (70μ -80μ)

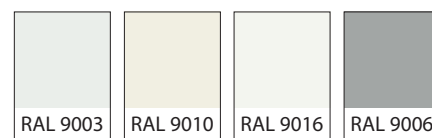
+ High Performance Coatings like PESDF, PVDF and POLYAMIDE are available upon request.

INSULATION

Acoustic Black Fleece is non-flammable and meets the standard DIN 4102 / B1. Classification A1 according to EN 13501-1.

Rockwool slabs conforming to ASTM C612 and equivalent BS 3958-5 are provided for acoustic insulation.

COLORS



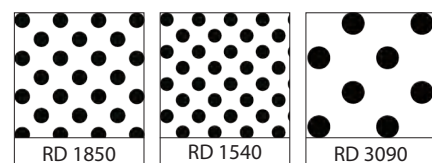
SPECIAL FINISHES



+ See page 144 for additional colors & special finishes available

+ Special finishes can be provided in lamination, sublimation or coil coating process.

PERFORATION PATTERNS



+ See page 136 for all other pattern options

DATA / PERFORMANCE



ACOUSTICS

Tested as per BS EN ISO 354: 2003 for sound absorption, noise reduction and sound attenuation.

NRC achieved with Acoustic Black fleece – NRC 0.75

NRC achieved with Acoustic Black Fleece and Rockwool Insulation – NRC 1.00

Tested as per ASTM E1414-11a for Airborne Sound Attenuation as per ISO 10848-2.

CAC can achieved up to – 48 dB

Perforated & Sound Attenuation cover



ANTI BACTERIAL COATING

Tested as per JIS Z 2801: 2000, which inhibits the growth of bacteria on the applied surface.



LIGHT REFLECTANCE (LR)

Achieved by the metal ceiling is LR – 0.85-0.96 tested as per ASTM E 1477.



FIRE PERFORMANCE

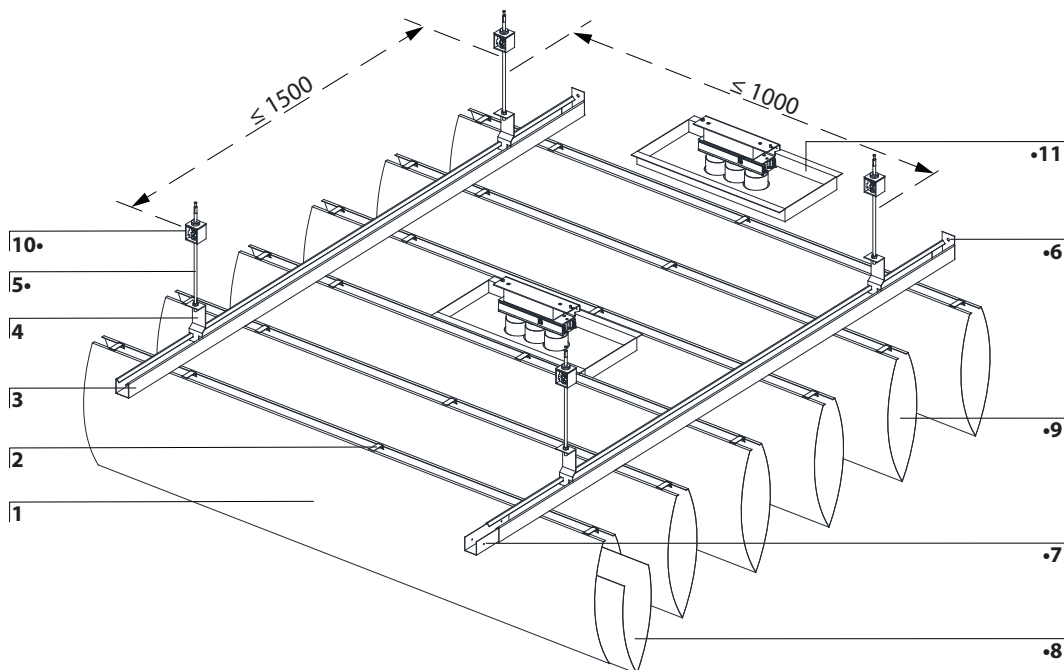
Surface Spread of flame Class 1 tested as per BS 476: Part 7: 1997

“Non-Combustible” Material tested as per BS 476: Part4: 1970

Flame Spread and Smoke Development Index tested as per ASTM E84 (Class 1 or A)

RAM 941 DIASPACE

ISOMETRIC DETAIL



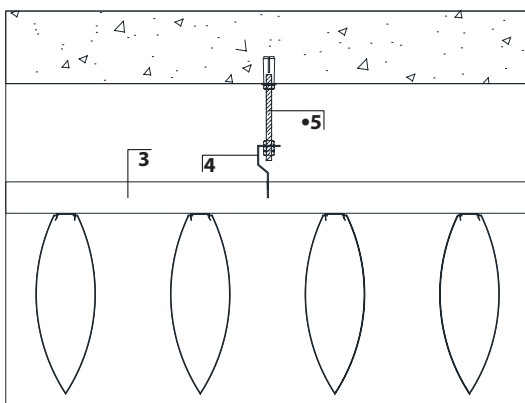
COMPONENTS

- 1 Baffle
- 2 Security Clip
- 3 Carrier
- 4 Hanging Bracket
- 5 Threaded Rod •
- 6 Wall End Bracket •
- 7 C Splice •
- 8 D Splice •
- 9 End Cap •
- 10 Anti-Vibration Clip (TR) •
- 11 Service Tray •

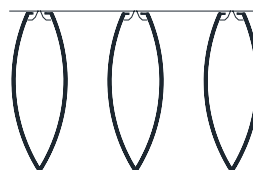
• Optional

Custom sizes can be offered

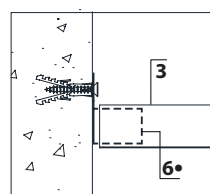
SECTION DETAIL



STRIP DETAIL



PERIMETER DETAIL



950 series

3D

An architectural solution for connecting ceilings to walls. Ideal for open spaces & high ceiling level to view through the void. For airports, metro station, car showroom, & libraries. Can be produced in horizontal as well as vertical curvature and in variable depths up to 1000mm. Acoustic insulation for optimal performance and is fully demountable. A special service tray can be produced to integrate light fitting & other MEP services in order to provide clear finish. Offered in a wide range of designs, sizes, colors & finishes.

FEATURES

MATERIAL

Aluminum Alloy as per EN AW 3000 or 5000 series.

Zinc Plated Galvanized Steel G90 grade.

THICKNESS

Aluminum (mm)

0.5 to 1.0

Galvanized Steel (mm)

0.5 to 0.9

+ Custom thickness are available upon request

SURFACE FINISH

Plain

Perforated

SIZE

HEIGHT (mm): Up to 50mm

WIDTH (mm): 10/20/30

LENGTH: Up to 3000mm

+ Custom sizes are available upon request

COATING

Polyester Coating: ((5 μ (Back) + 20 μ (Face))

Polyester Powder Coating: (70 μ -80 μ)


+ High Performance Coatings like PESDF, PVDF and POLYAMIDE are available upon request.

INSULATION

Acoustic Black Fleece is non-flammable and meets the standard DIN 4102 / B1. Classification A1 according to EN 13501-1.

Rockwool slabs conforming to ASTM C612 and equivalent BS 3958-5 are provided for acoustic insulation.

COLORS



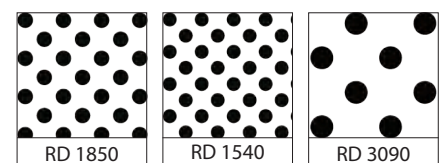
SPECIAL FINISHES



+ See page 144 for additional colors & special finishes available

+ Special finishes can be provided in lamination, sublimation or coil coating process.

PERFORATION PATTERNS



+ See page 136 for all other pattern options

DATA / PERFORMANCE



ACOUSTICS

Tested as per BS EN ISO 354: 2003 for sound absorption, noise reduction and sound attenuation.

NRC achieved with Acoustic Black fleece – NRC 0.75

NRC achieved with Acoustic Black Fleece and Rockwool Insulation – NRC 1.00

Tested as per ASTM E1414-11a for Airborne Sound Attenuation as per ISO 10848-2.

CAC can achieved up to – 48 dB

Perforated & Sound Attenuation cover



ANTI BACTERIAL COATING

Tested as per JIS Z 2801: 2000, which inhibits the growth of bacteria on the applied surface.



LIGHT REFLECTANCE (LR)

Achieved by the metal ceiling is LR – 0.85-0.96 tested as per ASTM E 1477.



FIRE PERFORMANCE

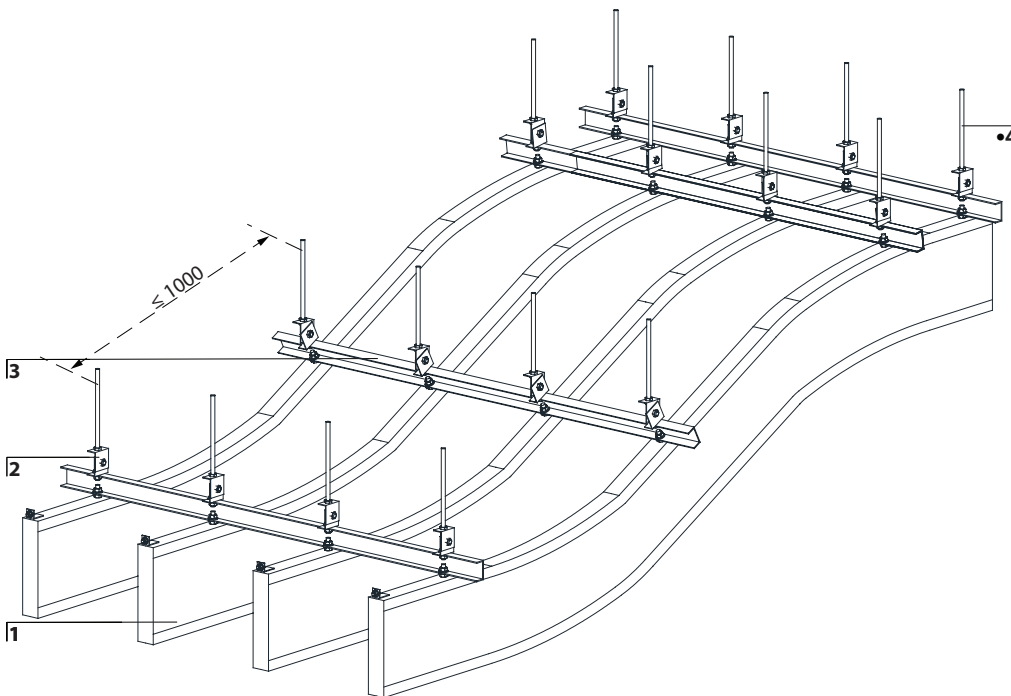
Surface Spread of flame Class 1 tested as per BS 476: Part 7: 1997

“Non-Combustible” Material tested as per BS 476: Part4: 1970

Flame Spread and Smoke Development Index tested as per ASTM E84 (Class 1 or A)

RAM 951 3D

ISOMETRIC DETAIL



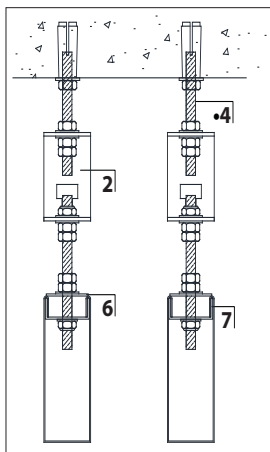
COMPONENTS

- 1 Baffle
- 2 Flexible Bracket
- 3 Stabilizer
- 4 Threaded Rod •
- 5 F Splice
- 6 Expansion Plate
- 7 Hanging Bracket
- 8 L Angle Profile
- 9 Backing Board •
- 10 Nut Bracket

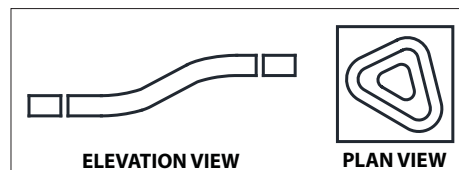
• Optional

Custom sizes can be offered

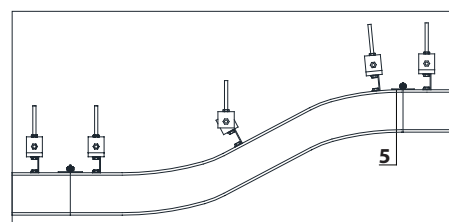
OPTIONAL HANGING SOLUTIONS



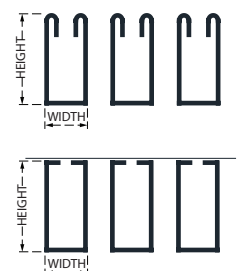
PANEL DESIGN PATTERN



LONGITUDINAL SECTION



STRIP DETAIL







CEILING SYSTEMS
CURVED

1010 WINGS

1020 WAVES

CEILING SYSTEMS
CURVED

1010 series WINGS

A multi-dimensional ceiling profile. Can be used on walls & high levels. Light weight and fully demountable. An acoustic pad can added to improved acoustic performance. Offered in a wide range of sizes, colors & finishes.

FEATURES

MATERIAL

Aluminum Alloy as per EN AW 3000 or 5000 series.

THICKNESS

Aluminum (mm)
0.7 to 1.0

+ Custom thickness are available upon request

SURFACE FINISH

Plain
Perforated

SIZE

WIDTH (mm): 600

LENGTH (mm): Up to 2000

+ Custom sizes are available upon request

COATING

Polyester Coating: ((5 μ (Back) + 20 μ (Face))

Polyester Powder Coating: (70 μ -80 μ)


+ High Performance Coatings like PESDF, PVDF and POLYAMIDE are available upon request.

INSULATION

Acoustic Black Fleece is non-flammable and meets the standard DIN 4102 / B1. Classification A1 according to EN 13501-1.

Rockwool slabs conforming to ASTM C612 and equivalent BS 3958-5 are provided for acoustic insulation.

COLORS



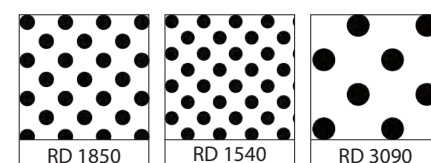
SPECIAL FINISHES



+ See page 144 for additional colors & special finishes available

+ Special finishes can be provided in lamination, sublimation or coil coating process.

PERFORATION PATTERNS



+ See page 136 for all other pattern options

DATA / PERFORMANCE



ACOUSTICS

Tested as per BS EN ISO 354: 2003 for sound absorption, noise reduction and sound attenuation.

NRC achieved with Acoustic Black fleece – NRC 0.75

NRC achieved with Acoustic Black Fleece and Rockwool Insulation – NRC 1.00

Tested as per ASTM E1414-11a for Airborne Sound Attenuation as per ISO 10848-2.

CAC can achieved up to – 48 dB

Perforated & Sound Attenuation cover



ANTI BACTERIAL COATING

Tested as per JIS Z 2801: 2000, which inhibits the growth of bacteria on the applied surface.



LIGHT REFLECTANCE (LR)

Achieved by the metal ceiling is LR – 0.85-0.96 tested as per ASTM E 1477.



FIRE PERFORMANCE

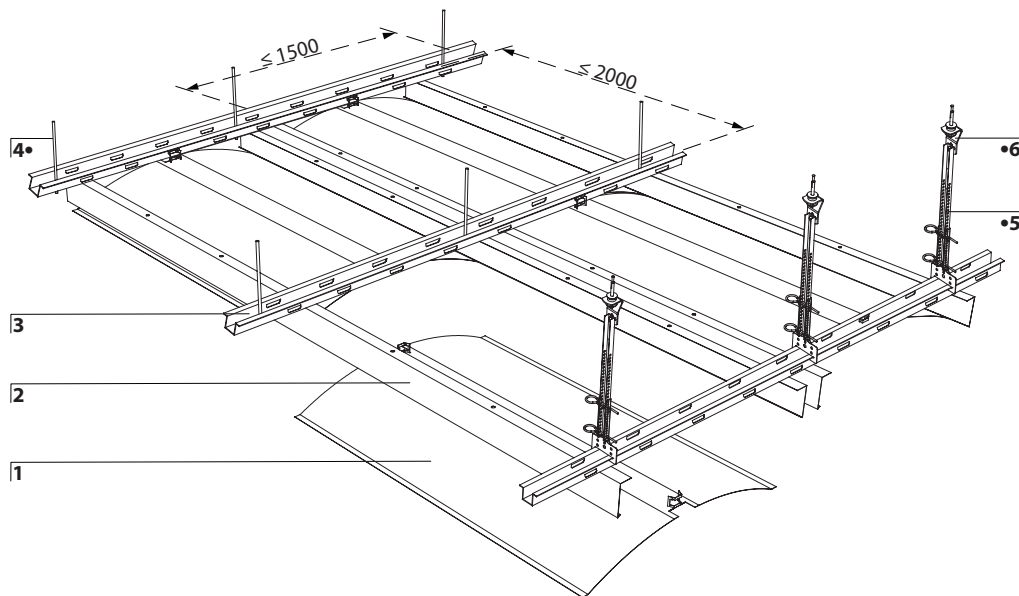
Surface Spread of flame Class 1 tested as per BS 476: Part 7: 1997

“Non-Combustible” Material tested as per BS 476: Part4: 1970

Flame Spread and Smoke Development Index tested as per ASTM E84 (Class 1 or A)

RAM 1011 WINGS

ISOMETRIC DETAIL



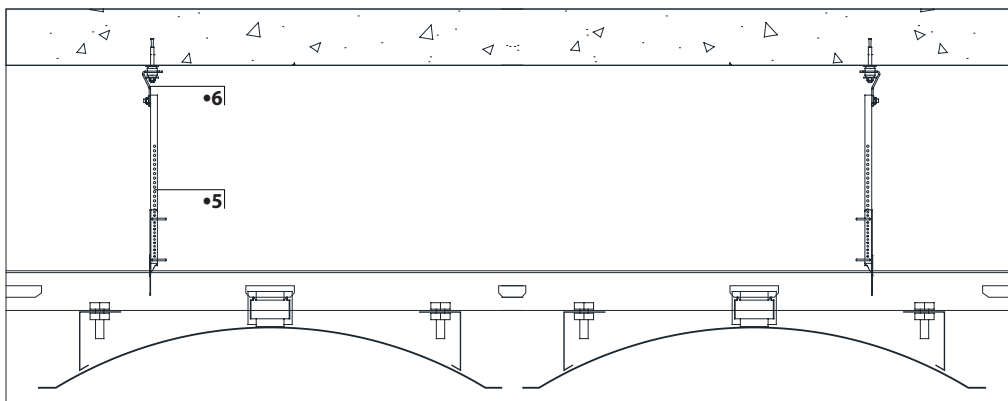
COMPONENTS

- 1 Panel
- 2 Inverted L Bracket
- 3 Main Carrier
- 4 Threaded Rod •
- 5 Rigid Hanging System •
- 6 Anti-Vibration Clip •

• Optional

Custom sizes can be offered

OPTIONAL HANGING SOLUTIONS



PANEL JOINT DETAIL



CEILING SYSTEMS
CURVED

1020 series

WAVES

A multi-dimensional ceiling profile. Can be installed as Island module or wall to wall ceiling. Perforated to provide high acoustic performance. Can be cut to size as per project requirement. Fully demountable. Offered in a wide range of sizes, colors & finishes.

FEATURES

MATERIAL

Aluminum Alloy as per EN AW 3000 or 5000 series.

Zinc Plated Galvanized Steel G90 grade.

THICKNESS

Aluminum or Galvanized Steel
0.5mm to 0.9mm

+ Custom thickness are available upon request

SURFACE FINISH

Plain
Perforated

SIZE

WIDTH (mm): 300–600

LENGTH (mm): 600–2000

EDGE DETAIL

Square

+ Custom sizes are available upon request

COATING

Polyester Coating: (5μ (Back) + 20μ (Face))

Polyester Powder Coating: (70μ - 80μ)


+ High Performance Coatings like PESDF, PVDF and POLYAMIDE are available upon request.

INSULATION

Acoustic Black Fleece is non-flammable and meets the standard DIN 4102 / B1. Classification A1 according to EN 13501-1.

Rockwool slabs conforming to ASTM C612 and equivalent BS 3958-5 are provided for acoustic insulation.

COLORS



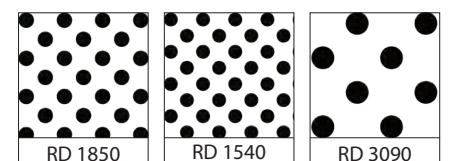
SPECIAL FINISHES



+ See page 144 for additional colors & special finishes available

+ Special finishes can be provided in lamination, sublimation or coil coating process.

PERFORATION PATTERNS



+ See page 136 for all other pattern options

DATA / PERFORMANCE



ACOUSTICS

Tested as per BS EN ISO 354: 2003 for sound absorption, noise reduction and sound attenuation.

NRC achieved with Acoustic Black fleece – NRC 0.75

NRC achieved with Acoustic Black Fleece and Rockwool Insulation – NRC 1.00

Tested as per ASTM E1414-11a for Airborne Sound Attenuation as per ISO 10848-2.

CAC can achieved up to – 48 dB

Perforated & Sound Attenuation cover



ANTI BACTERIAL COATING

Tested as per JIS Z 2801: 2000, which inhibits the growth of bacteria on the applied surface.



LIGHT REFLECTANCE (LR)

Achieved by the metal ceiling is LR – 0.85-0.96 tested as per ASTM E 1477.



FIRE PERFORMANCE

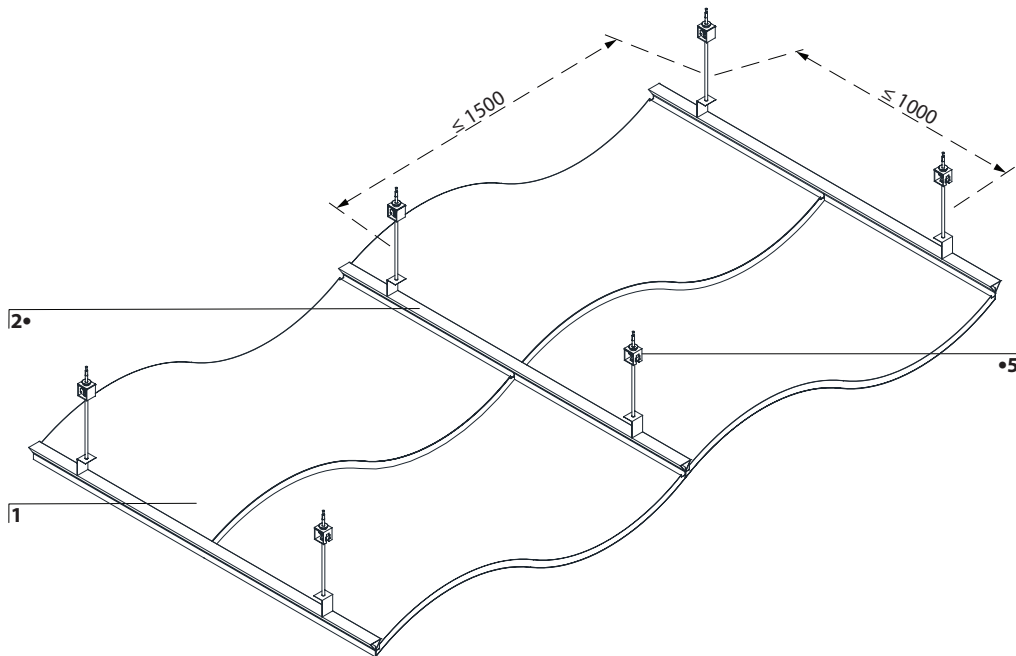
Surface Spread of flame Class 1 tested as per BS 476: Part 7: 1997

“Non-Combustible” Material tested as per BS 476: Part4: 1970

Flame Spread and Smoke Development Index tested as per ASTM E84 (Class 1 or A)

RAM 1021 WAVES

ISOMETRIC DETAIL



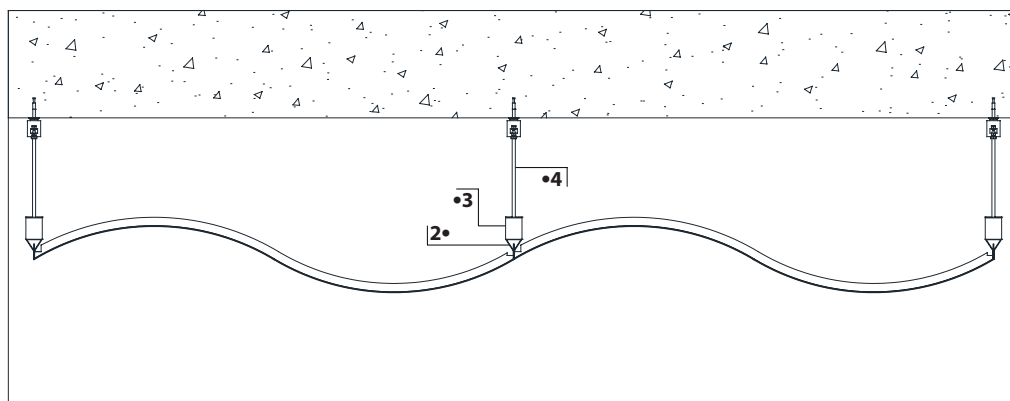
COMPONENTS

- 1 Panel
- 2.1 Narrow Carrier
- 2.2 Spring Tee Carrier •
- 2.3 Z Carrier •
- 2.4 Torsion Spring Carrier •
- 3 Direct Hanging Bracket •
- 4 Threaded Rod •
- 5 Anti-Vibration Clip (TR) •

• Optional

Custom sizes can be offered

OPTIONAL HANGING SOLUTIONS



PANEL JOINT DETAIL





A modern office interior featuring a dark, perforated mesh ceiling system. A long, illuminated linear light fixture is mounted on the ceiling. Below, glass-walled offices are visible, containing green and grey sofas, a potted plant, and a clock on the wall.

CEILING SYSTEMS **MESH**

1110 MESH

CEILING SYSTEMS
MESH

1110 series

MESH

A modern looking ceiling profile ideal for open spaces, in airports, metro stations, public transport facilities, & libraries. Can be used as a security ceiling when the mesh is produced in high gauge and proper suspension. Acoustic insulation can provide high acoustics performance. Fully demountable, complying with any accessibility requirements. Offered in a wide range of sizes, colors & finishes.

FEATURES

MATERIAL

Aluminum Alloy as per EN AW 3000 or 5000 series.

Zinc Plated Galvanized Steel G90 grade.

THICKNESS

Aluminum or Galvanized Steel:
0.5mm to 3.0mm

+ Custom thickness are available upon request

SURFACE FINISH

Expanded
Woven

SIZE

WIDTH (mm): 300–1200

LENGTH (mm): 600–2400

+ Custom sizes are available upon request

COATING

Polyester Coating: ((5 μ (Back) + 20 μ (Face))

Polyester Powder Coating: (70 μ -80 μ)


+ High Performance Coatings like PESDF, PVDF and POLYAMIDE are available upon request.

INSULATION

Acoustic Black Fleece is non-flammable and meets the standard DIN 4102 / B1. Classification A1 according to EN 13501-1.

Rockwool slabs conforming to ASTM C612 and equivalent BS 3958-5 are provided for acoustic insulation.

COLORS



DATA / PERFORMANCE



ACOUSTICS

Tested as per BS EN ISO 354: 2003 for sound absorption, noise reduction and sound attenuation.

NRC achieved with Acoustic Black fleece – NRC 0.75

NRC achieved with Acoustic Black Fleece and Rockwool Insulation – NRC 1.00

Tested as per ASTM E1414-11a for Airborne Sound Attenuation as per ISO 10848-2.

CAC can achieved up to – 48 dB

Perforated & Sound Attenuation cover



ANTI BACTERIAL COATING

Tested as per JIS Z 2801: 2000, which inhibits the growth of bacteria on the applied surface.



LIGHT REFLECTANCE (LR)

Achieved by the metal ceiling is LR – 0.85-0.96 tested as per ASTM E 1477.



FIRE PERFORMANCE

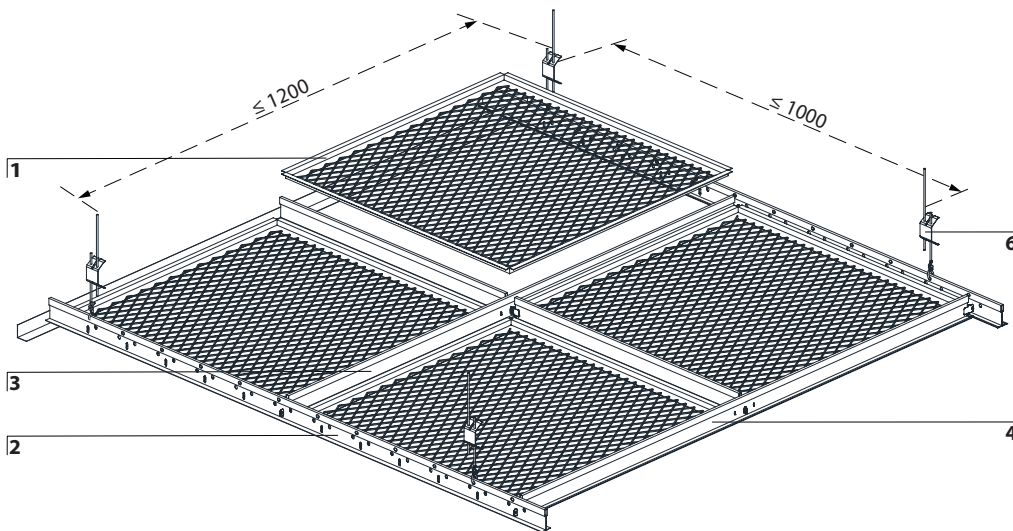
Surface Spread of flame Class 1 tested as per BS 476: Part 7: 1997

“Non-Combustible” Material tested as per BS 476: Part4: 1970

Flame Spread and Smoke Development Index tested as per ASTM E84 (Class 1 or A)

RAM 1111 MESH L RAM 1112 MESH C RAM 1113 MESH H RAM 1114 MESH T

ISOMETRIC DETAIL



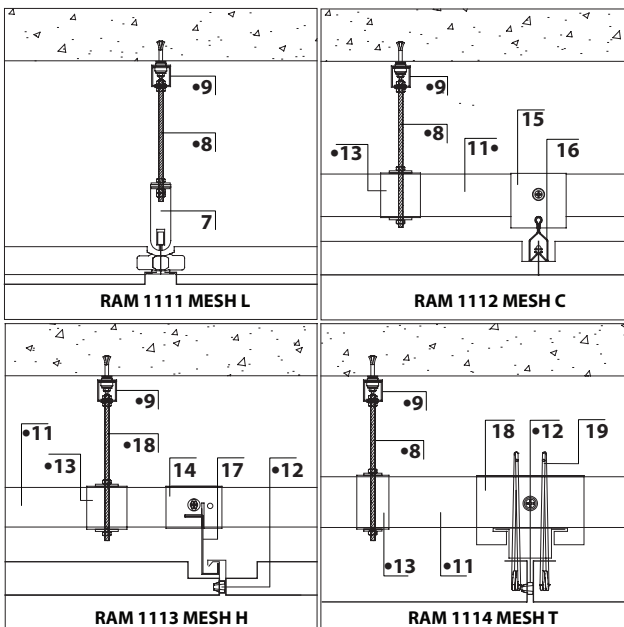
COMPONENTS

- 1 Panel
- 2 Main Carrier
- 3 Primary Cross Tee
- 4 Secondary Cross Tee
- 5 Wall Trim
- 6 Double Adjustment Clip
- 7 Direct Suspension Bracket
- 8 Threaded Rod •
- 9 Anti-Vibration Clip (TR) •
- 10 Wedge •
- 11 Stabilizer •
- 12 Spacer •
- 13 U Bracket •
- 14 Stabilizer Bracket
- 15 Suspension Bracket
- 16 Narrow Carrier
- 17 Z Carrier
- 18 TC Bracket
- 19 Torsion Spring Wire

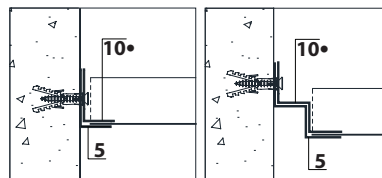
• Optional

Custom sizes can be offered

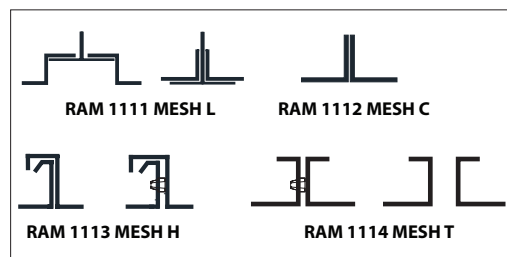
OPTIONAL HANGING SOLUTIONS



PERIMETER OPTIONS



PANEL JOINT DETAIL







CEILING SYSTEMS
BESPOKE

1210 BESPOKE

CEILING SYSTEMS
BESPOKE

1210 series

BESPOKE

An open & no limitation design ceiling. Can be custom manufactured to architect specifications. Ideal for complex geometric sizes & shapes. Fully demountable, complying with any accessibility requirements. Offered in a wide range of designs, sizes, colors & finishes.

FEATURES

MATERIAL

Aluminum Alloy as per EN AW 3000 or 5000 series.

Zinc Plated Galvanized Steel G90 grade.

THICKNESS

Aluminum or Galvanized Steel (mm):
0.5 to 2.0

+ Custom thickness are available upon request

SURFACE FINISH

Plain
Perforated

SIZE

WIDTH (mm): ≤ 1200

LENGTH (mm): ≤ 4000

+ Custom sizes are available upon request

COATING

Polyester Coating: (5μ (Back) + 20μ (Face))

Polyester Powder Coating: (70μ - 80μ)


+ High Performance Coatings like PESDF, PVDF and POLYAMIDE are available upon request.

INSULATION


Acoustic Black Fleece is non-flammable and meets the standard DIN 4102 / B1. Classification A1 according to EN 13501-1.

Rockwool slabs conforming to ASTM C612 and equivalent BS 3958-5 are provided for acoustic insulation.

COLORS



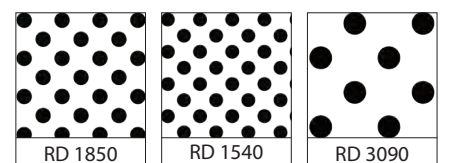
SPECIAL FINISHES



+ See page 144 for additional colors & special finishes available

+ Special finishes can be provided in lamination, sublimation or coil coating process.

PERFORATION PATTERNS



+ See page 136 for all other pattern options

DATA / PERFORMANCE



ACOUSTICS

Tested as per BS EN ISO 354: 2003 for sound absorption, noise reduction and sound attenuation.

NRC achieved with Acoustic Black fleece – NRC 0.75

NRC achieved with Acoustic Black Fleece and Rockwool Insulation – NRC 1.00

Tested as per ASTM E1414-11a for Airborne Sound Attenuation as per ISO 10848-2.

CAC can achieved up to – 48 dB

Perforated & Sound Attenuation cover



ANTI BACTERIAL COATING

Tested as per JIS Z 2801: 2000, which inhibits the growth of bacteria on the applied surface.



LIGHT REFLECTANCE (LR)

Achieved by the metal ceiling is LR – 0.85-0.96 tested as per ASTM E 1477.



FIRE PERFORMANCE

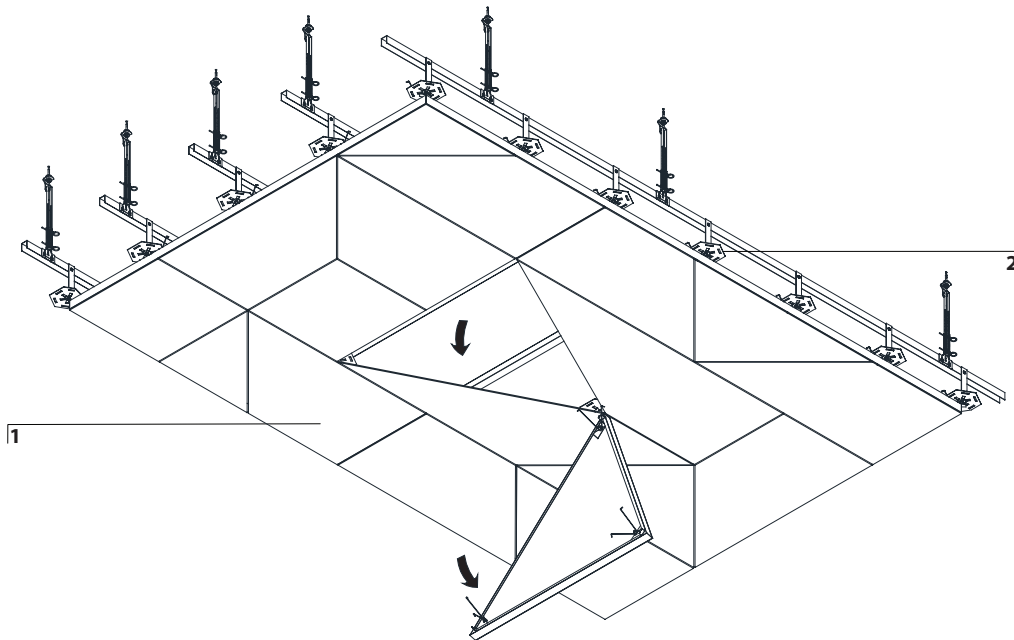
Surface Spread of flame Class 1 tested as per BS 476: Part 7: 1997

“Non-Combustible” Material tested as per BS 476: Part4: 1970

Flame Spread and Smoke Development Index tested as per ASTM E84 (Class 1 or A)

RAM 1211 BESPOKE

ISOMETRIC DETAIL



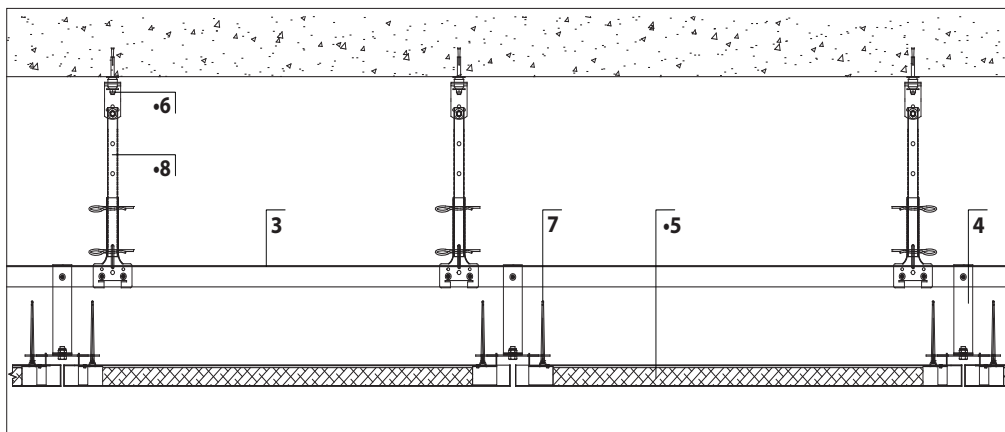
COMPONENTS

- 1 Panel
- 2 Node Plate
- 3 Stabilizer
- 4 Hanging Bracket
- 5 Rockwool •
- 6 Anti-Vibration Clip (TR) •
- 7 Torsion Spring Wire
- 8 Rigid Hanging System •

• Optional

Custom sizes can be offered

SECTION DETAILS



PANEL JOINT DETAIL





WALL SYSTEMS

DEMOUNTABLE INTERNAL METAL CLADDING

2010 INTERNAL WALL COVERING

2020 INTERNAL COLUMN COVERING



2010 series

INTERNAL WALL COVERING

An ideal solution for internal wall covering. Effective impact protection for high traffic areas. High Acoustic performance. It's strong structure is suitable for integrated TV screens, sign boards & speakers. Progressive accessibility with easy access for services & maintenance without any access tool. Offered in a wide range of designs, sizes, colors & finishes.

FEATURES

MATERIAL

Aluminum Alloy as per EN AW 3000 or 5000 series.

Zinc Plated Galvanized Steel G90 grade.

THICKNESS

Aluminum(mm): 1.0 to 3.0

Galvanized Steel (mm): 0.75 to 2.0

+ Custom thickness are available upon request

SURFACE FINISH

Plain

Perforated

SIZE

HEIGHT (mm): 300–750mm

LENGTH (mm):

RAM 2011, 2012, 2013:

≤ 3000 (Aluminum)

≤ 2000 (Galvanized Steel)

RAM 2014:

≤ 2000 (Galvanized Steel)

+ Custom sizes are available upon request

COATING

Polyester Powder Coating:
(70μ -80μ)


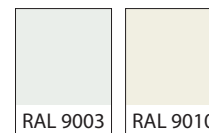
+ High Performance Coatings like PESDF, PVDF and POLYAMIDE are available upon request.

INSULATION


Acoustic Black Fleece is non-flammable and meets the standard DIN 4102 / B1. Classification A1 according to EN 13501-1.

Rockwool slabs conforming to ASTM C612 and equivalent BS 3958-5 are provided for acoustic insulation.

COLOR / FINISH




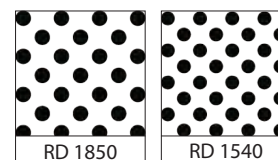
SPECIAL FINISHES



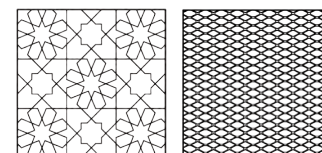
+ See page 144 for additional colors & special finishes available

+ Special finishes can be provided in lamination, sublimation or coil coating process.

PERFORATION PATTERNS



SURFACE PATTERNS



+ See page 136 for all other pattern options

DATA / PERFORMANCE



ACOUSTICS

Tested as per BS EN ISO 354: 2003 for sound absorption, noise reduction and sound attenuation.

NRC achieved with Acoustic Black fleece – NRC 0.75

NRC achieved with Acoustic Black Fleece and Rockwool Insulation – NRC 1.00



ANTI BACTERIAL COATING

Tested as per JIS Z 2801: 2000, which inhibits the growth of bacteria on the applied surface.



LIGHT REFLECTANCE (LR)

Achieved by the metal cladding is LR – 0.85-0.96 tested as per ASTM E 1477.



FIRE PERFORMANCE

Surface Spread of flame Class 1 tested as per BS 476: Part 7: 1997

“Non-Combustible” Material tested as per BS 476: Part4: 1970

Flame Spread and Smoke Development Index tested as per ASTM E84 (Class 1 or A)



SOFT BODY IMPACT TEST

Tested as per CWCT 75/76 - Impact performance of building envelopes.

Soft body test energy exposure category B

Serviceability - Class 1 (Impact energy 120 J)

Safety performance - Negligible risk (Impact energy 500 J)

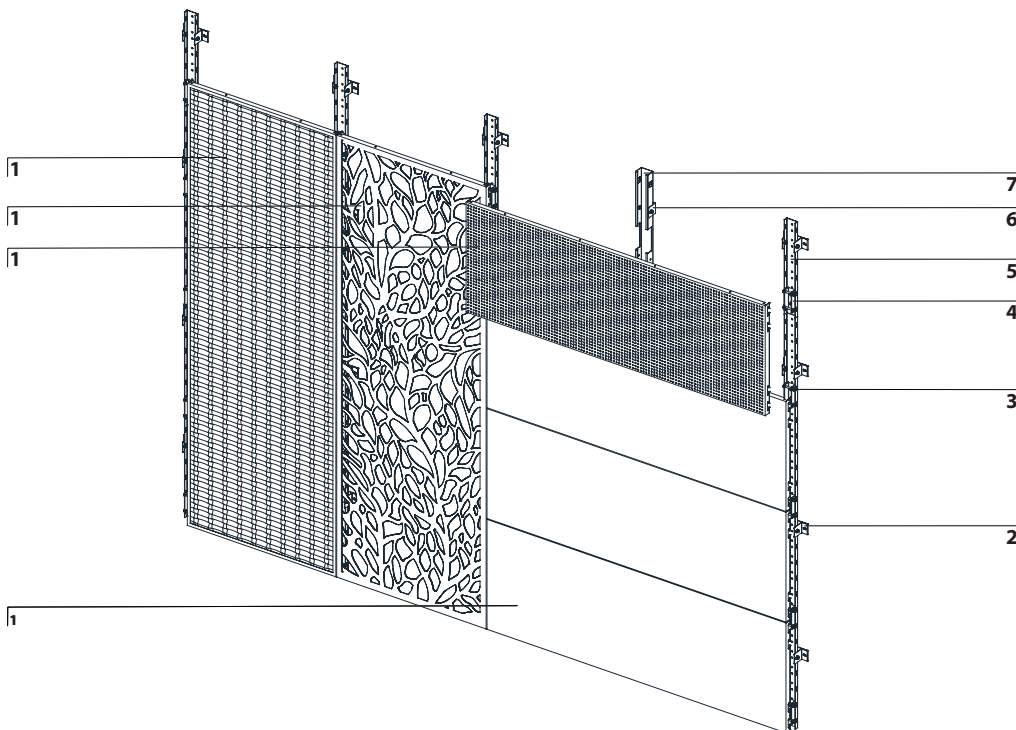


ANTI DRUMMING

High performance sound deadening and reduced vibrations (resonance)

RAM 2011 SOLID PLAIN
RAM 2012 PERFORATED
RAM 2013 EXPANDED METAL MESH
RAM 2014 ARCHITECTURAL FINISH

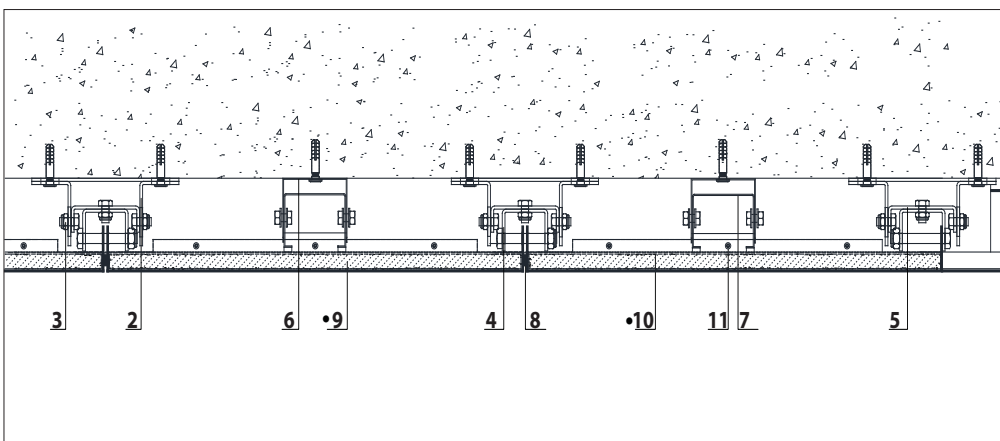
ISOMETRIC DETAIL



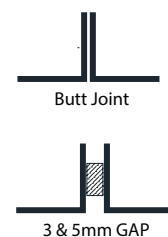
COMPONENTS

- 1 Panel
- 2 Omega Profile
- 3 Bolts & Nuts
- 4 Carrier Bracket
- 5 Adjustable C Channel
- 6 Reinforcement Bracket
- 7 Reinforcement Channel
- 8 Self-Adhesive Seal
- 9 Backing Board •
- 10 Backing Panel •
- 11 Blind Rivet
- 12 Rockwool •

SECTION DETAIL



PANEL JOINT DETAIL



2020 series

INTERNAL COLUMN
COVERING

An ideal solution for internal wall covering. Effective impact protection for high traffic areas. It's strong structure is suitable for integrated TV screens, sign boards & speakers. Progressive accessibility. Easy access for services & maintenance without any access tool. Offered in a wide range of designs, sizes, colors & finishes.

FEATURES

MATERIAL

Aluminum Alloy as per EN AW 3000 or 5000 series.

Zinc Plated Galvanized Steel G90 grade.

THICKNESS

Aluminum(mm): 1.0 to 3.0

Galvanized Steel (mm): 0.75 to 2.0

+ Custom thickness are available upon request

SURFACE FINISH

Plain

Perforated

SIZE

HEIGHT (mm): 300-750

LENGTH (mm):

RAM 2021, 2022, 2023:

≤ 3000 (Aluminum)

≤ 2000 (Galvanized Steel)

RAM 2024:

≤ 2000 (Galvanized Steel)

+ Custom sizes are available upon request

COATING

Polyester Powder Coating:
(70μ -80μ)


+ High Performance Coatings like PESDF, PVDF and POLYAMIDE are available upon request.

INSULATION

Acoustic Black Fleece is non-flammable and meets the standard DIN 4102 / B1. Classification A1 according to EN 13501-1.

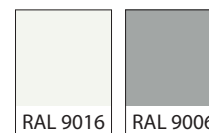
Rockwool slabs conforming to ASTM C612 and equivalent BS 3958-5 are provided for acoustic insulation.

COLOR / FINISH



RAL 9003


RAL 9010



RAL 9016


RAL 9006

SPECIAL FINISHES



Red Oak

Natural



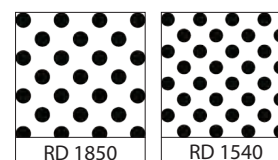
Mirror

Brush

+ See page 144 for additional colors & special finishes available


+ Special finishes can be provided in lamination, sublimation or coil coating process.

PERFORATION PATTERNS



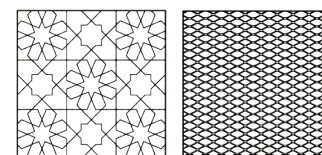
RD 1850

RD 1540



RD 3090

SURFACE PATTERNS



+ See page 136 for all other pattern options

DATA / PERFORMANCE



ACOUSTICS

Tested as per BS EN ISO 354: 2003 for sound absorption, noise reduction and sound attenuation.

Maximum NRC achieved with Acoustic Black fleece – NRC 0.75

Maximum NRC achieved with Acoustic Black Fleece and Rockwool Insulation – NRC 1.00



ANTI BACTERIAL COATING

Tested as per JIS Z 2801: 2000, which inhibits the growth of bacteria on the applied surface.



LIGHT REFLECTANCE (LR)

Achieved by the metal cladding is LR – 0.85-0.96 tested as per ASTM E 1477.



FIRE PERFORMANCE

Surface Spread of flame Class 1 tested as per BS 476: Part 7: 1997

“Non-Combustible” Material tested as per BS 476: Part4: 1970

Flame Spread and Smoke Development Index tested as per ASTM E84 (Class 1 or A) soft body impact test



SOFT BODY IMPACT TEST

Tested as per CWCT 75/76 - Impact performance of building envelopes.

Soft body test energy exposure category B

Serviceability - Class 1 (Impact energy 120 J)

Safety performance - Negligible risk (Impact energy 500 J)



ANTI DRUMMING

High performance sound deadening and reduced vibrations (resonance)

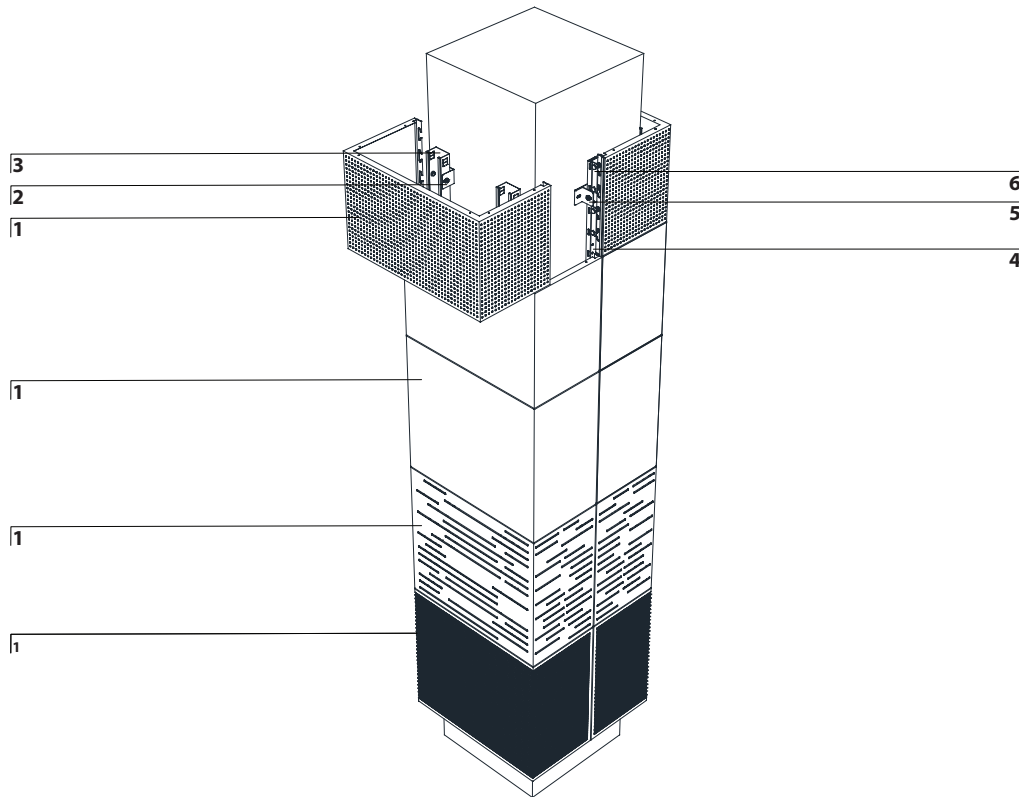
RAM 2021 SOLID PLAIN

RAM 2022 PERFORATED

RAM 2023 EXPANDED METAL MESH

RAM 2024 ARCHITECTURAL FINISH

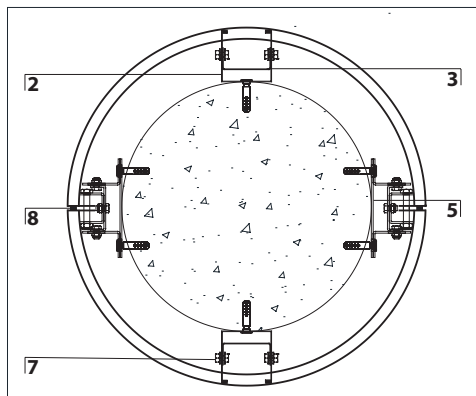
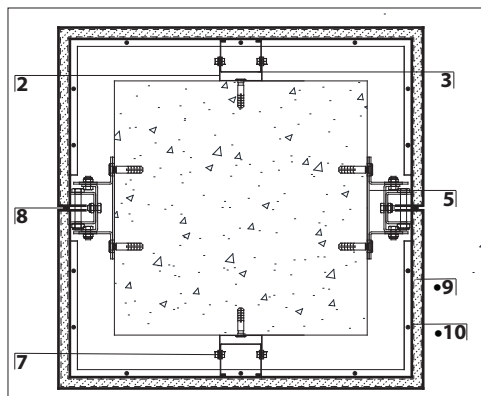
ISOMETRIC DETAIL



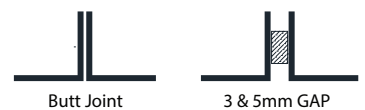
COMPONENTS


- 1 Panel
- 2 Reinforcement Bracket
- 3 Reinforcement Channel
- 4 Adjustable C Channel
- 5 Omega Profile
- 6 Carrier Bracket
- 7 Bolts & Nuts
- 8 Self-Adhesive Seal
- 9 Backing Board •
- 10 Backing Panel •
- 11 Rockwool •

SECTION DETAILS



PANEL JOINTS DETAIL







WALL SYSTEMS

EXTERNAL METAL CLADDING

2110 EXTERNAL WALL COVERING

2120 EXTERNAL COLUMN COVERING

2110 series

EXTERNAL WALL COVERING

An ideal solution for external wall covering. Its strong structure is suitable for integrated TV screens, sign boards & speakers. Progressive accessibility. Offered in a wide range of designs, sizes, colors, perforations & finishes.

FEATURES

MATERIAL

Aluminum Alloy as per EN AW 3000 or 5000 series.

Zinc Plated Galvanized Steel G90 grade.

THICKNESS

Aluminum (mm): 1.0–3.0

+ Custom thickness are available upon request

SURFACE FINISH

Plain

Perforated

SIZE

HEIGHT (mm): 300–1500

LENGTH (mm): up to 3000


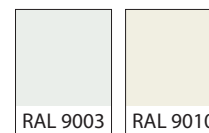
+ Custom sizes are available upon request

COATING



Polyester Powder Coating:
(70μ -80μ)

+ High Performance Coatings like PESDF, PVDF and POLYAMIDE are available upon request.

COLOR / FINISH



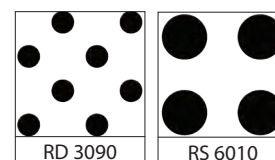
SPECIAL FINISHES



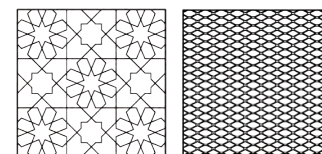
+ See page 144 for additional colors & special finishes available

+ Special finishes can be provided in lamination, sublimation or coil coating process.

PERFORATION PATTERNS



SURFACE PATTERNS



+ See page 136 for all other pattern options

DATA / PERFORMANCE



WIND RESISTANCE

Complies with CWCT Sec 1,12:2005
Wind Resistance-Serviceability &
Safety (3600 Pa)

AIR PERMEABILITY

Complies with CWCT Sec 5:2005 Air
Leakage (Test pressure +/- 600 Pa)



LIGHT REFLECTANCE (LR)

Achieved by the metal cladding is
LR – 0.85-0.96 tested as per ASTM
E 1477.



WATER RESISTANCE

Complies with CWCT Sec 6,7:2005
Water Penetration – Static Method
& Dynamic Aero Engine Test (Test
pressure 600 Pa)



IGNITION PERFORMANCE FOR PLASTICS

Complies with ASTM D1929-16
Standard Test Method for Determining
Ignition Temperature of Plastics

* Flash Ignition Temperature - 458 °C

* Self-Ignition Temperature - 458 °C



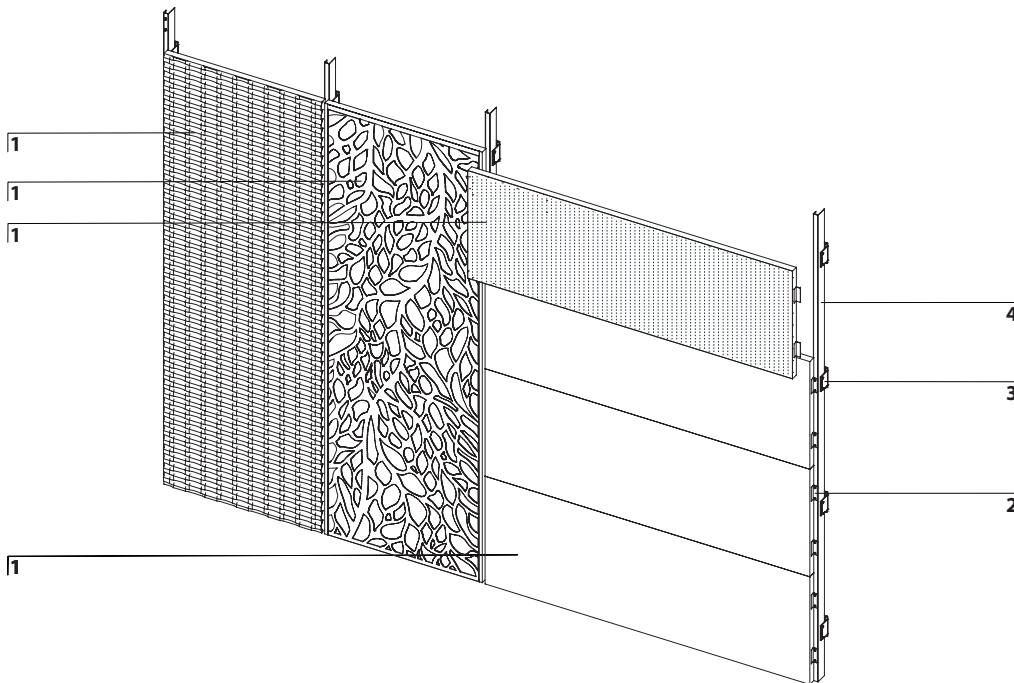
FIRE PERFORMANCE

Complies with UNE-EN 13501-1:2007
+A1:2010 Fire classification of
construction products and building
elements - Part 1: Classification using
data from reaction to fire tests (CLASS
A2-S1, d0)

Complies with NFPA 285-2012 Stan-
dard Fire Test Method for Evaluation
of Fire Propagation Characteristics
of Exterior Non-Load-Bearing Wall
Assemblies Containing Combustible
Components

RAM 2111 SOLID PLAIN RAM 2112 PERFORATED RAM 2113 EXPANDED METAL MESH RAM 2114 ARCHITECTURAL FINISH

ISOMETRIC DETAIL

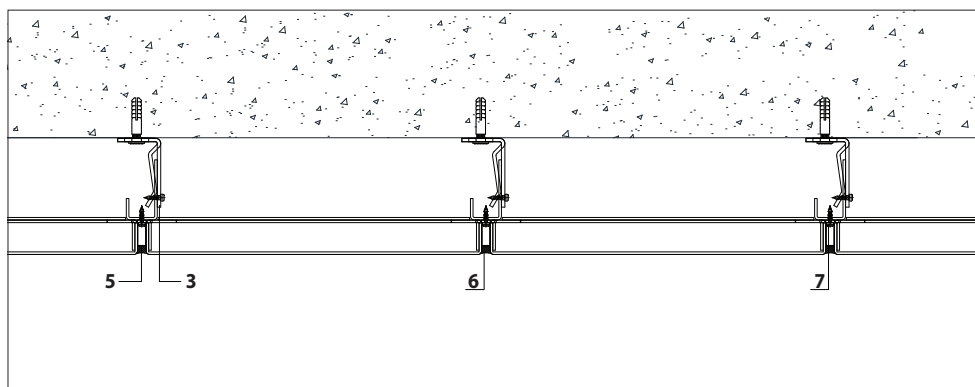


COMPONENTS

- 1 Panel
- 2 L Angle Profile
- 3 Wall Bracket
- 4 J Profile
- 5 Filler Profile
- 6 Fire Rated Silicone Sealant
- 7 Self Drilling Screw

Custom sizes can be offered

SECTION DETAILS



PANEL JOINTS DETAILS



10, 15 & 20mm GAP

2120 series

EXTERNAL COLUMN
COVERING

An ideal solution for external wall covering. Its strong structure is suitable for integrated TV screens, sign boards & speakers. Progressive accessibility. Offered in a wide range of designs, sizes, colors, perforations & finishes.

FEATURES

MATERIAL

Aluminum Alloy as per EN AW 3000 or 5000 series.

Zinc Plated Galvanized Steel G90 grade.

THICKNESS

Aluminum (mm): 1.0–3.0

+ Custom thickness are available upon request

SURFACE FINISH

Plain

Perforated

SIZE

HEIGHT (mm): 300–1500

LENGTH (mm): up to 3000





+ Custom sizes are available upon request

COATING





Polyester Powder Coating:
(70μ -80μ)

+ High Performance Coatings like PESDF, PVDF and POLYAMIDE are available upon request.

COLOR / FINISH

	
RAL 9003	RAL 9010
	
RAL 9016	RAL 9006



SPECIAL FINISHES

	
Red Oak	Natural
	
Mirror	Brush

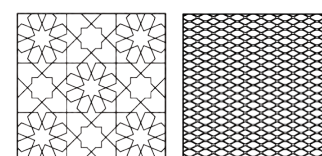
+ See page 144 for additional colors & special finishes available

+ Special finishes can be provided in lamination, sublimation or coil coating process.

PERFORATION PATTERNS

	
RD 3090	RS 6010

SURFACE PATTERNS



+ See page 136 for all other pattern options

DATA / PERFORMANCE



WIND RESISTANCE

Complies with CWCT Sec 1,12:2005
Wind Resistance–Serviceability &
Safety (3600 Pa)

AIR PERMEABILITY

Complies with CWCT Sec 5:2005 Air
Leakage (Test pressure +/- 600 Pa)



LIGHT REFLECTANCE (LR)

Achieved by the metal cladding is
LR – 0.85-0.96 tested as per ASTM
E 1477.



WATER RESISTANCE

Complies with CWCT Sec 6,7:2005
Water Penetration – Static Method
& Dynamic Aero Engine Test (Test
pressure 600 Pa)



IGNITION PERFORMANCE FOR PLASTICS

Complies with ASTM D1929-16
Standard Test Method for Determining
Ignition Temperature of Plastics

* Flash Ignition Temperature - 458 °C

* Self-Ignition Temperature - 458 °C



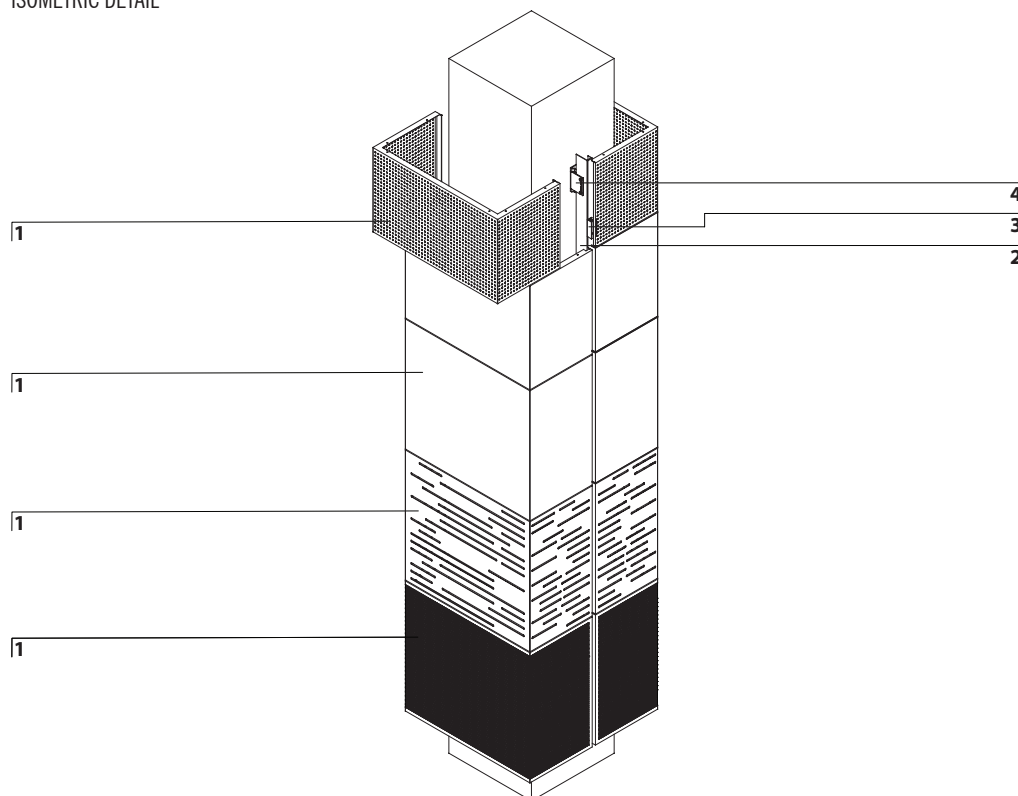
FIRE PERFORMANCE

Complies with UNE-EN 13501-1:2007
+A1:2010 Fire classification of
construction products and building
elements - Part 1: Classification using
data from reaction to fire tests (CLASS
A2-S1, d0)

Complies with NFPA 285 – 2012
Standard Fire Test Method for
Evaluation of Fire Propagation
Characteristics of Exterior Non-Load-
Bearing Wall Assemblies Containing
Combustible Components

RAM 2121 SOLID PLAIN RAM 2122 PERFORATED RAM 2123 EXPANDED METAL MESH RAM 2124 ARCHITECTURAL FINISH

ISOMETRIC DETAIL

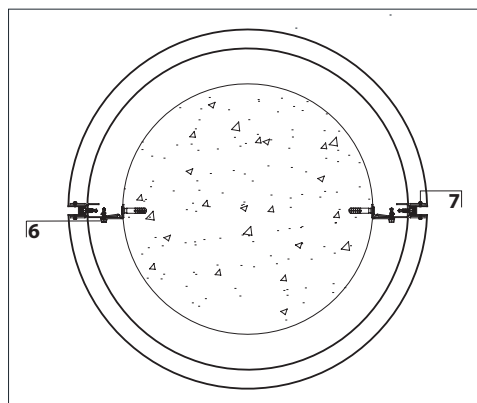
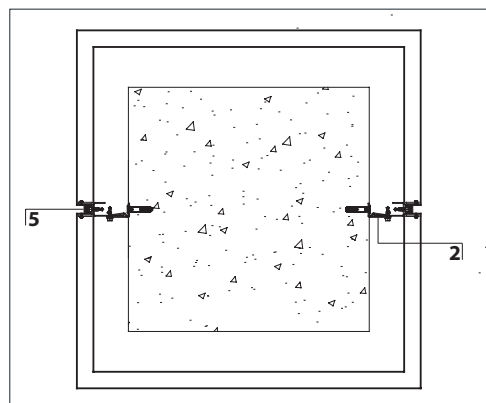


COMPONENTS

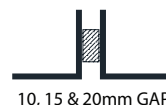
- 1 Panel
- 2 J Profile
- 3 L Angle Profile
- 4 Wall Bracket
- 5 Fire Rated Silicone Sealant
- 6 Self Drilling Screw
- 7 Blind Rivet

Custom sizes can be offered

SECTION DETAILS



PANEL JOINTS DETAIL



10, 15 & 20mm GAP





WALL SYSTEMS

BESPOKE WALL CLADDINGS

2210 BESPOKE WALL CLADDINGS

2210 series

BESPOKE
WALL CLADDING

An open & no limitation design cladding. Can be custom manufactured to architect specifications. Ideal for complex geometric sizes & shapes. Effective impact protection for high traffic areas. High Acoustic performance. It's strong structure is suitable for integrated TV screens, sign boards & speakers. Progressive accessibility with easy access for services & maintenance without any access tool. Offered in a wide range of designs, sizes, colors & finishes.

FEATURES

MATERIAL

Aluminum Alloy as per EN AW 3000 or 5000 series.

Zinc Plated Galvanized Steel G90 grade.

THICKNESS

Aluminum or Galvanized Steel (mm):
1.0 to 3.0

+ Custom thickness are available upon request

SURFACE FINISH

Plain
Perforated

SIZE

WIDTH (mm): ≤2000

LENGTH (mm):
≤3000 (Aluminum)
≤2000 (Galvanized Steel)

+ Custom sizes are available upon request

COATING

Polyester Powder Coating:
(70μ -80μ)





+ High Performance Coatings like PESDF, PVDF and POLYAMIDE are available upon request.

INSULATION





Acoustic Black Fleece is non-flammable and meets the standard DIN 4102 / B1. Classification A1 according to EN 13501-1.

Rockwool slabs conforming to ASTM C612 and equivalent BS 3958-5 are provided for acoustic insulation.

COLOR / FINISH

	
RAL 9003	RAL 9010
	
RAL 9016	RAL 9006




SPECIAL FINISHES

	
Red Oak	Natural
	
Mirror	Brush

+ See page 144 for additional colors & special finishes available

+ Special finishes can be provided in lamination, sublimation or coil coating process.

PERFORATION PATTERNS

	
RD 1850	RD 1540
	
RD 3090	

+ See page 136 for all other pattern options

DATA / PERFORMANCE



ACOUSTICS

Tested as per BS EN ISO 354: 2003 for sound absorption, noise reduction and sound attenuation.

NRC achieved with Acoustic Black fleece – NRC 0.75

NRC achieved with Acoustic Black Fleece and Rockwool Insulation – NRC 1.00



ANTI BACTERIAL COATING

Tested as per JIS Z 2801: 2000, which inhibits the growth of bacteria on the applied surface.



LIGHT REFLECTANCE (LR)

Achieved by the metal cladding is LR – 0.85-0.96 tested as per ASTM E 1477.



FIRE PERFORMANCE


Surface Spread of flame Class 1 tested as per BS 476: Part 7: 1997

“Non-Combustible” Material tested as per BS 476: Part 4: 1970

Flame Spread and Smoke Development Index tested as per ASTM E84 (Class 1 or A)

RAM 2211 BESPOKE WALL PANEL

ISOMETRIC DETAIL

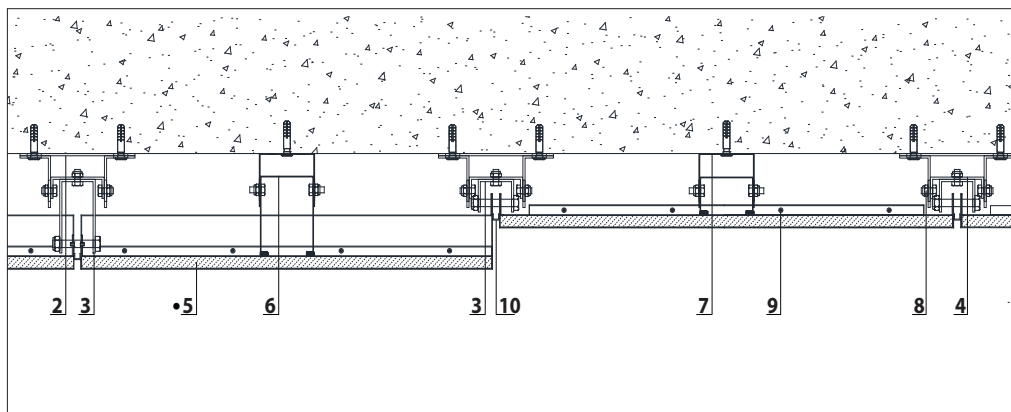


COMPONENTS

- 1 Panel
- 2 Omega Profile
- 3 Carrier Bracket
- 4 Adjustable C Channel
- 5 Backing Board •
- 6 Reinforcement Channel
- 7 Reinforcement Bracket
- 8 Bolts & Nuts
- 9 Blind Rivet
- 10 U Profile
- 11 Rockwool •


Custom sizes can be offered

SECTION DETAILS



PANEL JOINTS DETAIL





SHADE CONTROL

SHADE CONTROL

3010 SHADE CONTROL



SHADE CONTROL

3010 series

SHADE CONTROL

For a modern look and an ideal solution for light weight canopies. Structurally rigid, high quality paint with UV resistance. A hollow profile that reduces sunlight transmission. For use in parking, ground, stadium, & other open areas. Offered in a wide range of sizes, colors & finishes.

FEATURES

MATERIAL

Aluminum Alloy as per EN AW 3000 or 5000 series.

Zinc Plated Galvanized Steel G90 grade.

THICKNESS

Aluminum (mm): 0.5 to 0.6

Galvanized Steel (mm): 0.45 to 0.5

+ Custom thickness are available upon request

SURFACE FINISH

Plain

SIZE

HEIGHT (mm): 300

WIDTH (mm): 100

LENGTH (mm): 3000

SPACING (mm): 50/100/150

+ Custom sizes are available upon request

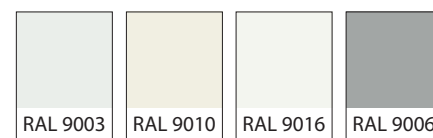
COATING

Polyester Coating: ((5 μ (Back) + 20 μ (Face))

Polyester Powder Coating: (70 μ -80 μ)

+ High Performance Coatings like PESDF, PVDF and POLYAMIDE are available upon request.

COLORS



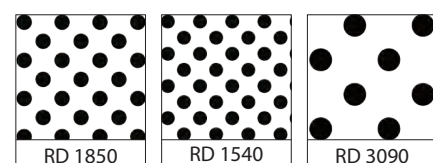
SPECIAL FINISHES



+ See page 144 for additional colors & special finishes available

+ Special finishes can be provided in lamination, sublimation or coil coating process.

PERFORATION PATTERNS



+ See page 136 for all other pattern options

DATA / PERFORMANCE



FIRE PERFORMANCE

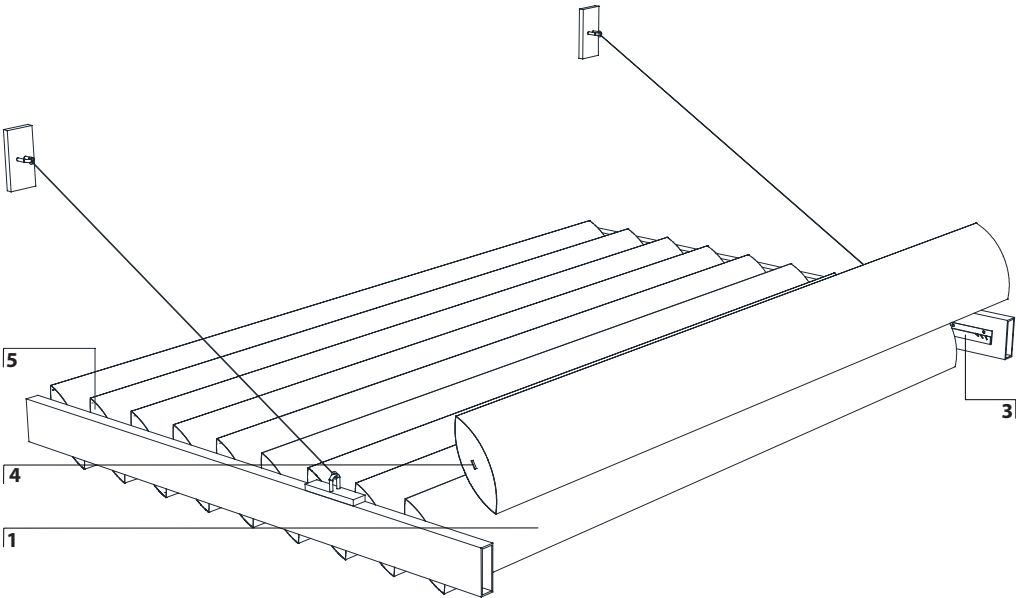
Surface Spread of flame Class 1
tested as per BS 476: Part 7: 1997

“Non-Combustible” Material tested as
per BS 476: Part4: 1970

Flame Spread and Smoke
Development Index tested as per
ASTM E84 (Class 1 or A)

RAM 3011 SHADE CONTROL

ISOMETRIC DETAIL

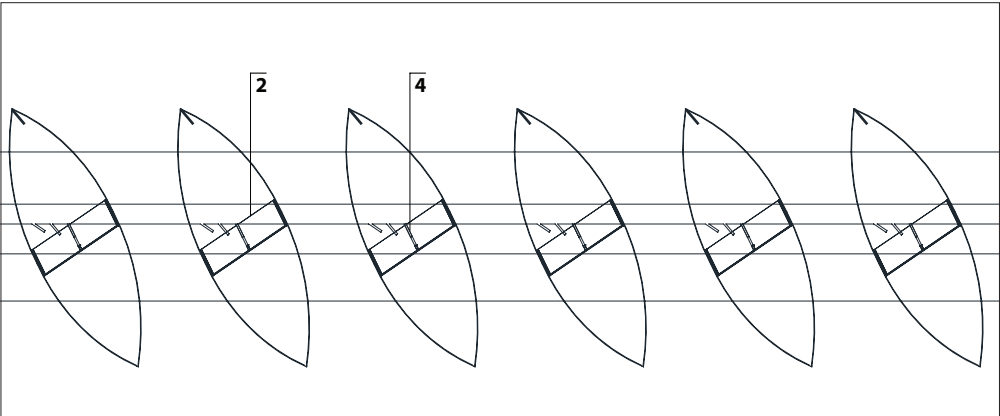


COMPONENTS

- 1 Baffle
- 2 U Channel
- 3 Carrier Profile
- 4 L Hook Profile
- 5 End Cap

Custom sizes can be offered

SECTION DETAIL





A photograph of a modern architectural interior. The scene features a large, white, curved structural element, possibly a bulkhead or part of a ceiling, with a small, circular, recessed light fixture. Below this, a large, multi-paned skylight with a white frame allows bright light into the space. The overall aesthetic is clean and minimalist, with a focus on geometric forms and light. The text is overlaid on a semi-transparent white rectangular area in the upper left portion of the image.

ARCHITECTURAL ELEMENTS

5000 METAL BULKHEAD

5100 METAL COVE LIGHT

5200 METAL SKIRTING

5010 series

METAL BULKHEAD

Ideal for connecting ceilings with other building elements.
Can be manufactured to integrate light fittings, AC grills, and other MEP services. Offered in a wide range of designs, sizes, colors & finishes.

FEATURES

MATERIAL

Aluminum Alloy as per EN AW 3000 or 5000 series.

Zinc Plated Galvanized Steel G90 grade.

THICKNESS

Aluminum or Galvanized Steel (mm):
0.6 to 3.0

+ Custom thickness are available upon request

SURFACE FINISH

Plain
Perforated

SIZE

LENGTH (mm): ≤3000

WIDTH (mm): 300 to 1000

+ Custom sizes are available upon request

COATING

Polyester Coating:
(5μ (Back) + 20μ (Face))

Polyester Powder Coating:
(70μ -80μ)





+ High Performance Coatings like PESDF, PVDF and POLYAMIDE are available upon request.

INSULATION





Acoustic Black Fleece is non-flammable and meets the standard DIN 4102 / B1. Classification A1 according to EN 13501-1.

Rockwool slabs conforming to ASTM C612 and equivalent BS 3958-5 are provided for acoustic insulation.

COLOR / FINISH

	
RAL 9003	RAL 9010
	
RAL 9016	RAL 9006




SPECIAL FINISHES

	
Red Oak	Natural
	
Mirror	Brush

+ See page 144 for additional colors & special finishes available

+ Special finishes can be provided in lamination, sublimation or coil coating process.

PERFORATION PATTERNS

	
RD 1850	RD 1540
	
RD 3090	

+ See page 136 for all other pattern options

DATA / PERFORMANCE



ACOUSTICS

Tested as per BS EN ISO 354: 2003 for sound absorption, noise reduction and sound attenuation.

NRC achieved with Acoustic Black fleece – NRC 0.75

NRC achieved with Acoustic Black Fleece and Rockwool Insulation – NRC 1.00



ANTI BACTERIAL COATING

Tested as per JIS Z 2801: 2000, which inhibits the growth of bacteria on the applied surface.



LIGHT REFLECTANCE (LR)

Achieved by the metal ceiling is LR – 0.85-0.96 tested as per ASTM E 1477.



FIRE PERFORMANCE

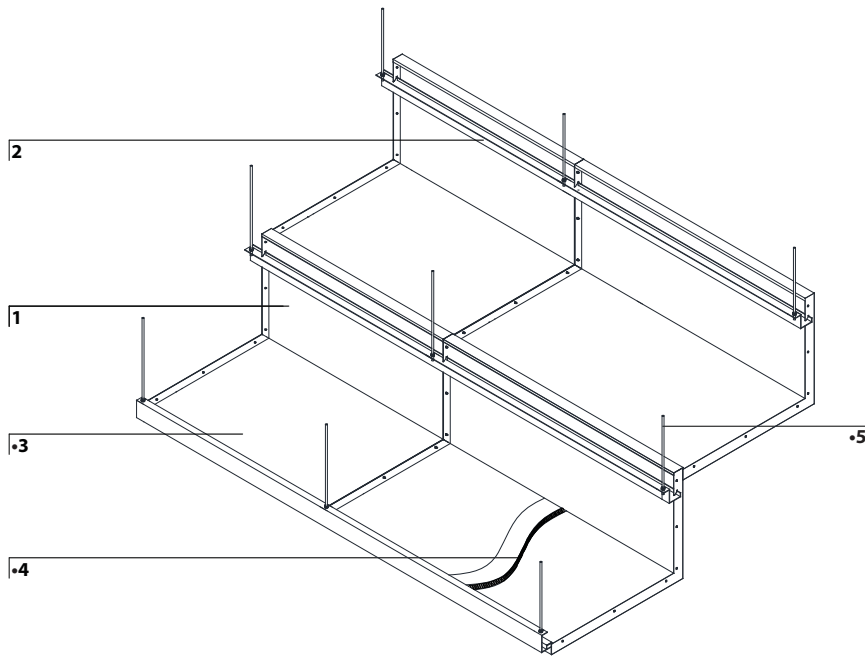
Surface Spread of flame Class 1 tested as per BS 476: Part 7: 1997

“Non-Combustible” Material tested as per BS 476: Part4: 1970

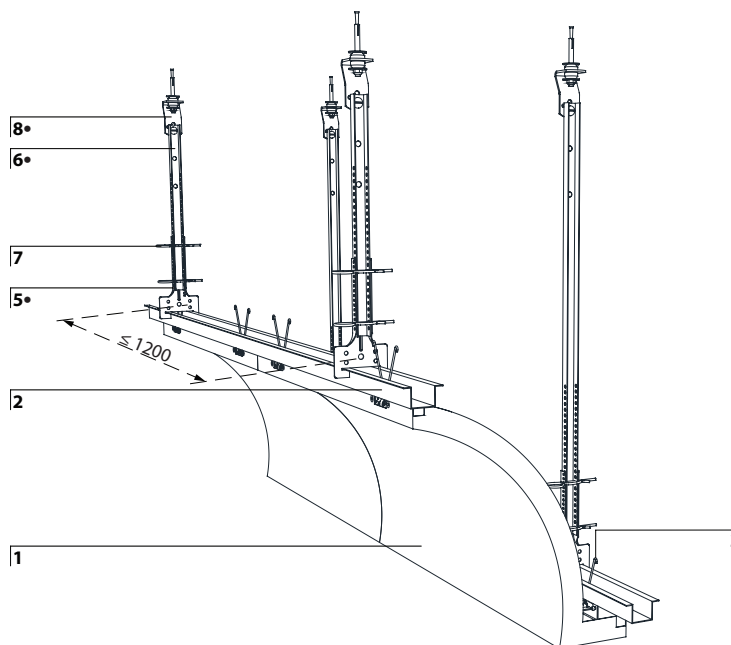
Flame Spread and Smoke Development Index tested as per ASTM E84 (Class 1 or A)

RAM 5011 METAL BULKHEAD RAM 5012 CURVED METAL BULKHEAD

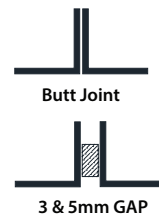
ISOMETRIC DETAIL RAM 5011



ISOMETRIC DETAIL RAM 5012



PANEL JOINT DETAIL



COMPONENTS

RAM 5011

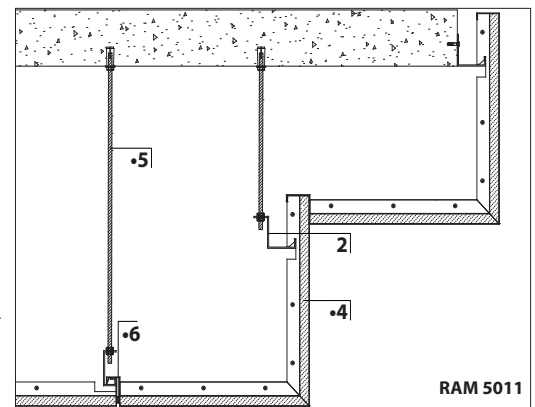
- 1 Panel
- 2 J Profile
- 3 Backing Panel •
- 4 Backing Board •
- 5 Threaded Rod •
- 6 Self-Adhesive Seal •
- 7 Rockwool •

RAM 5012

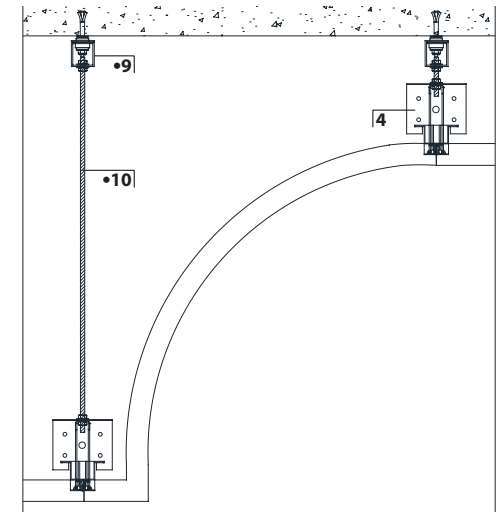
- 1 Panel
- 2 Torsion Spring Carrier
- 3 Torsion Spring Wire
- 4 CT Bracket
- 5 Lower Ridge Hanger •
- 6 Upper Ridge Hanger •
- 7 Locking Clip
- 8 Anti-Vibration Clip (RH) •
- 9 Anti-Vibration Clip (TR) •
- 10 Threaded Rod •

• Optional

SECTION DETAIL



OPTIONAL HANGING SOLUTION



RAM 5012

5110 series

METAL COVE LIGHT

Ideal for integrating light fixtures. Can be custom manufactured to architect specifications in a variety of shapes & depths for optimal light reflection. Offered in a wide range of designs, sizes, colors & finishes.

FEATURES

MATERIAL

Aluminum Alloy as per EN AW 3000 or 5000 series.

Zinc Plated Galvanized Steel G90 grade.

THICKNESS

Aluminum or Galvanized Steel (mm):
0.5 to 1.00

+ Custom thickness are available upon request

SURFACE FINISH

Plain
Perforated

SIZE

LENGTH (mm): ≤3000

WIDTH (mm): ≤300

+ Custom sizes are available upon request

COATING

Polyester Coating:
(5μ (Back) + 20μ (Face))

Polyester Powder Coating:
(70μ -80μ)





+ High Performance Coatings like PESDF, PVDF and POLYAMIDE are available upon request.

INSULATION





Acoustic Black Fleece is non-flammable and meets the standard DIN 4102 / B1. Classification A1 according to EN 13501-1.

Rockwool slabs conforming to ASTM C612 and equivalent BS 3958-5 are provided for acoustic insulation.

COLOR / FINISH

	
RAL 9003	RAL 9010
	
RAL 9016	RAL 9006




SPECIAL FINISHES

	
Red Oak	Natural
	
Mirror	Brush

+ See page 144 for additional colors & special finishes available

+ Special finishes can be provided in lamination, sublimation or coil coating process.

PERFORATION PATTERNS

	
RD 1850	RD 1540
	
RD 3090	

+ See page 136 for all other pattern options

DATA / PERFORMANCE



ACOUSTICS

Tested as per BS EN ISO 354: 2003 for sound absorption, noise reduction and sound attenuation.

NRC achieved with Acoustic Black fleece – NRC 0.75

NRC achieved with Acoustic Black Fleece and Rockwool Insulation – NRC 1.00



ANTI BACTERIAL COATING

Tested as per JIS Z 2801: 2000, which inhibits the growth of bacteria on the applied surface.



LIGHT REFLECTANCE (LR)

Achieved by the metal ceiling is LR – 0.85-0.96 tested as per ASTM E 1477.



FIRE PERFORMANCE

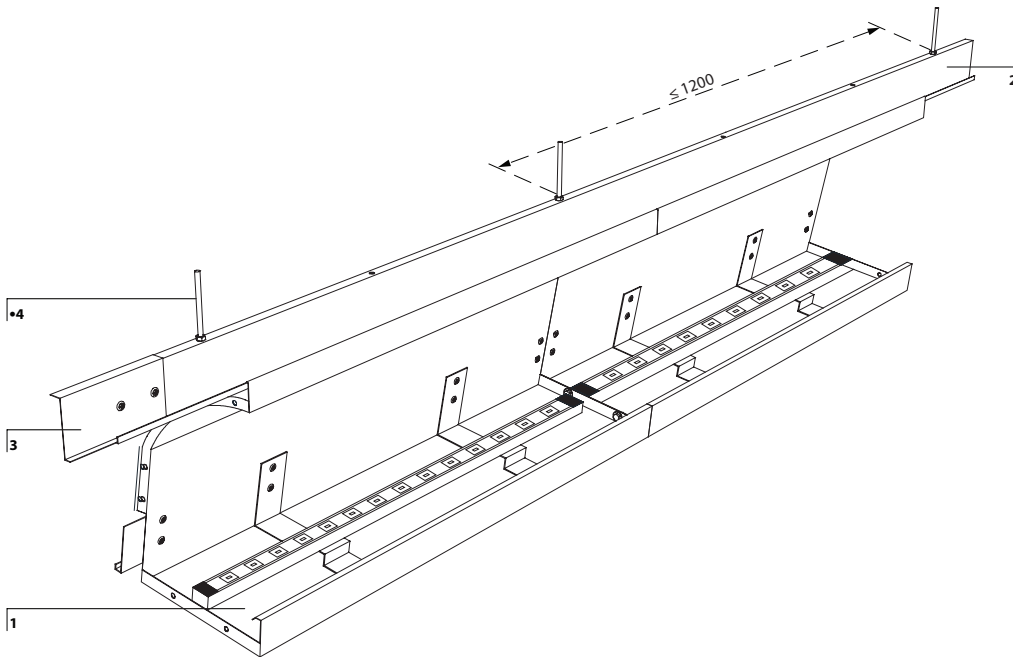
Surface Spread of flame Class 1 tested as per BS 476: Part 7: 1997

“Non-Combustible” Material tested as per BS 476: Part4: 1970

Flame Spread and Smoke Development Index tested as per ASTM E84 (Class 1 or A)

RAM 5111 METAL COVE LIGHT

ISOMETRIC DETAIL

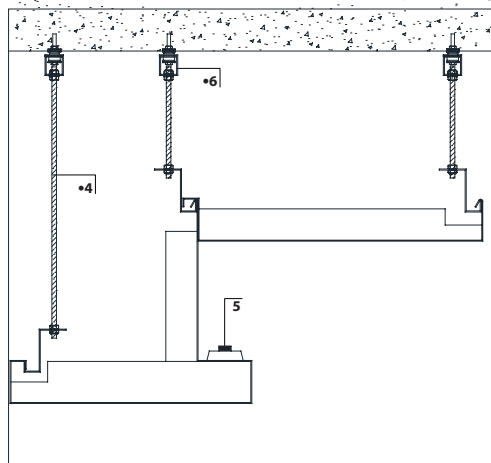
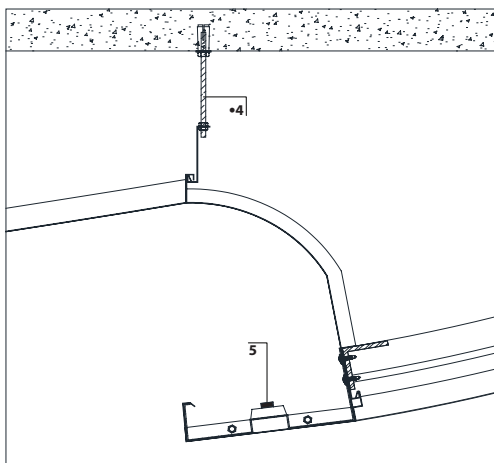


COMPONENTS


- 1 Panel
- 2 J Carrier Profile
- 3 C Splice •
- 4 Threaded Rod •
- 5 Lighting Fixture (By Other)
- 6 Anti-Vibration Clip (TR) •

Custom sizes can be offered

SECTION DETAILS



PANEL JOINT DETAIL



5210 series

METAL SKIRTING

Used for walls in a variety of finishes such as aluminum anodized, stainless steel, & powder coated aluminum. Can be manufactured in various heights & shapes. Offered in a wide range of designs, sizes, colors & finishes.

FEATURES

MATERIAL

Aluminum Alloy as per EN AW 3000 or 5000 series.

Zinc Plated Galvanized Steel G90 grade.

Stainless Steel grade SS304 or SS316L

THICKNESS

Aluminum, Galvanized Steel or Stainless Steel (mm): 0.6 to 2.0

+ Custom thickness are available upon request

SURFACE FINISH

Plain

SIZE

LENGTH (mm): ≤ 3000

WIDTH (mm): ≤ 300

+ Custom sizes are available upon request



COATING

Polyester Coating:
(15μ (Back) + 20μ (Face))


Polyester Powder Coating:
(70μ -80μ)

+ High Performance Coatings like PESDF, PVDF and POLYAMIDE are available upon request.

COLOR / FINISH



SPECIAL FINISHES



+ See page 144 for additional colors & special finishes available

+ Special finishes can be provided in lamination, sublimation or coil coating process.

DATA / PERFORMANCE



ANTI BACTERIAL COATING

Tested as per JIS Z 2801: 2000, which inhibits the growth of bacteria on the applied surface.

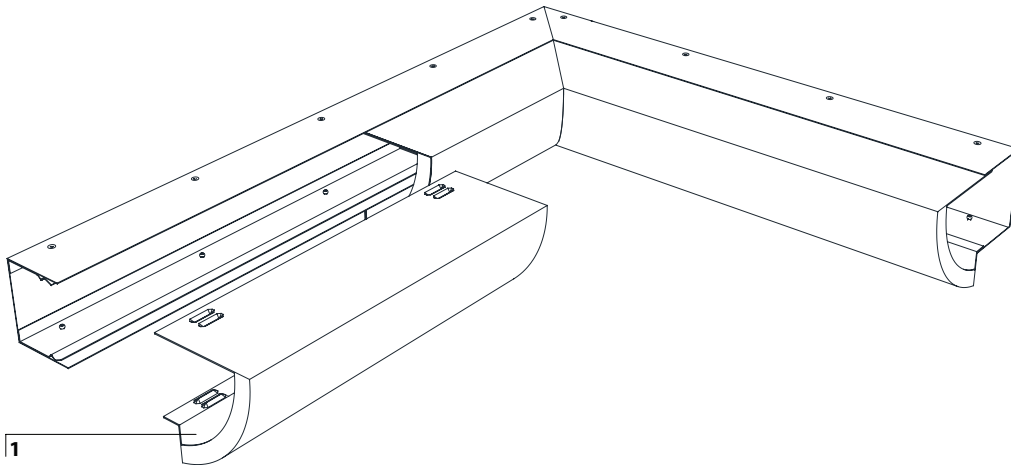


LIGHT REFLECTANCE (LR)

Achieved by the metal ceiling is LR – 0.85-0.96 tested as per ASTM E 1477.

RAM 5211 METAL SKIRTING

ISOMETRIC DETAIL

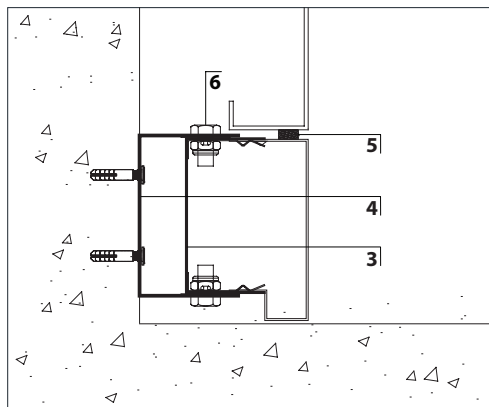
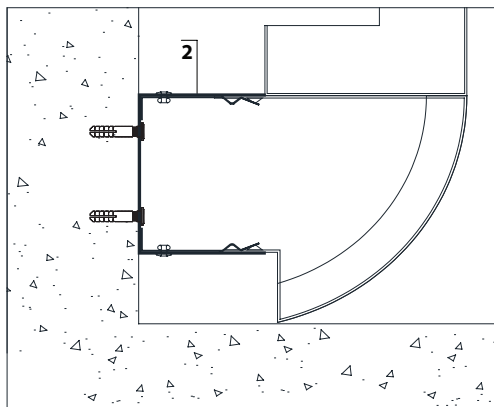


COMPONENTS

- 1 Panel
- 2 Carrier Profile
- 3 Skirting Spring Channel
- 4 Skirting Bracket
- 5 Self-Adhesive Seal •
- 6 Bolts & Nuts

Custom sizes can be offered

SECTION DETAILS



PANEL JOINT DETAILS



Butt Joint



3 & 5mm GAP



SURFACE DESIGN PATTERN

6010 PERFORATION PATTERNS

6020 EXPANDED METAL MESH PATTERNS



SURFACE DESIGN PATTERNS

6010

PERFORATION PATTERNS

RS 0750
D- 0.7mm, P- 5mm
Open Area $\approx 1.5\%$

MATERIALS	THICKNESS (mm)
Steel	0.45 - 0.6
Aluminium	0.45 - 0.7
S.S.	

RD 0840
D- 0.8mm, P- 4mm,
Open Area $\approx 4\%$

MATERIALS	THICKNESS (mm)
Steel	
Aluminium	0.5 - 0.8
S.S.	

RU 0840
D- 0.8mm, P1- 4mm,
P2- 7mm
Open Area $\approx 3\%$

MATERIALS	THICKNESS (mm)
Steel	
Aluminium	0.5 - 0.8
S.S.	

RD 1250
D- 1.2mm, P- 5mm
Open Area $\approx 5\%$

MATERIALS	THICKNESS (mm)
Steel	
Aluminium	0.5 - 0.7
S.S.	

RU 1250
D- 1.2mm, P1- 5mm,
P2- 8.66mm
Open Area $\approx 3\%$

MATERIALS	THICKNESS (mm)
Steel	
Aluminium	0.5 - 0.8
S.S.	

RD 1540
D- 1.5mm, P- 4mm
Open Area $\approx 22\%$

MATERIALS	THICKNESS (mm)
Steel	0.5 - 0.7
Aluminium	0.5 - 1.5
S.S.	

RS 1540
D- 1.5mm, P- 4mm
Open Area $\approx 11\%$

MATERIALS	THICKNESS (mm)
Steel	0.5 - 0.7
Aluminium	0.5 - 1.5
S.S.	

RD 1850
D- 1.8mm, P- 5mm
Open Area $\approx 20\%$

MATERIALS	THICKNESS (mm)
Steel	0.5 - 0.9
Aluminium	0.5 - 1.5
S.S.	

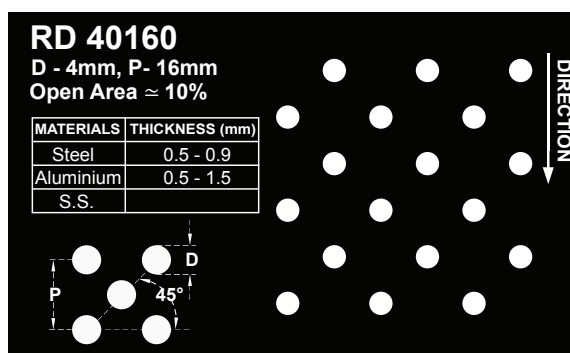
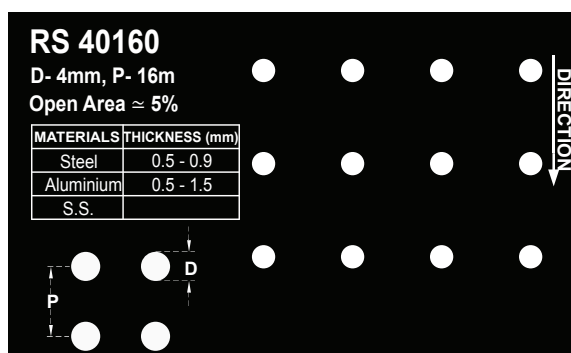

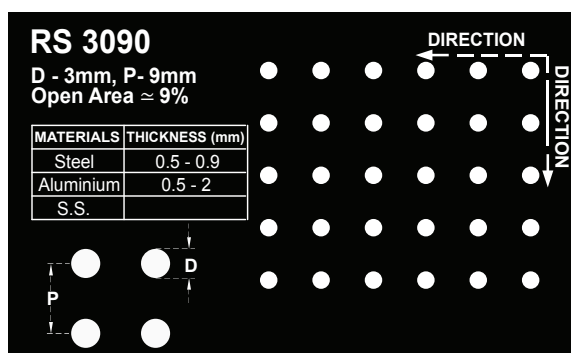
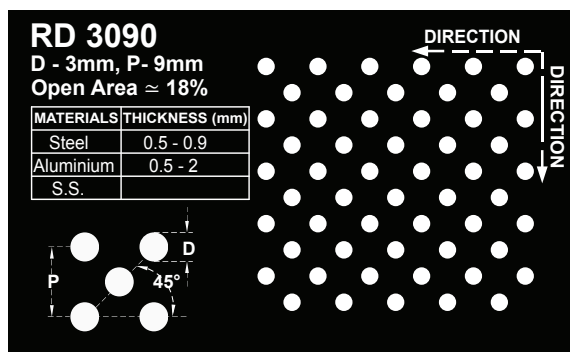
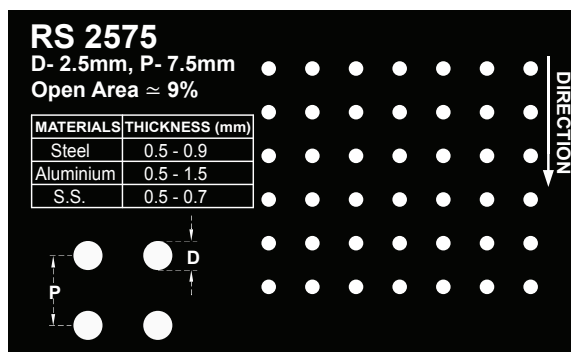
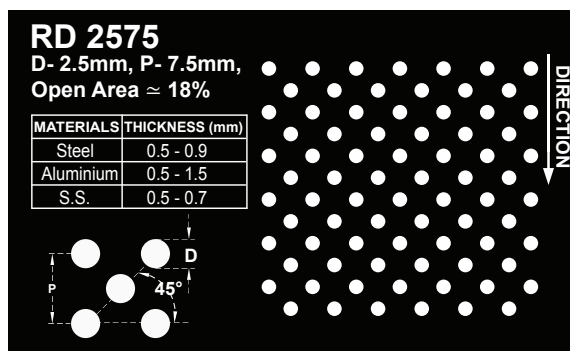

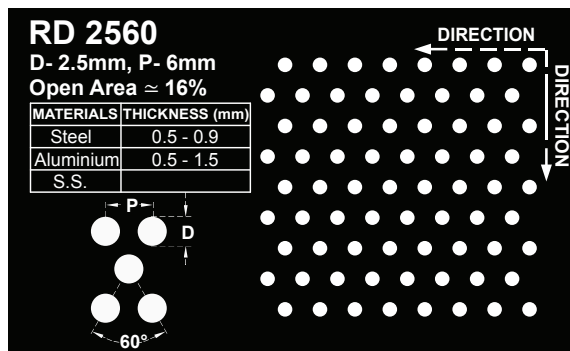

RS 1850
D- 1.8mm, P- 5mm
Open Area $\approx 10\%$

MATERIALS	THICKNESS (mm)
Steel	0.5 - 0.9
Aluminium	0.5 - 1.5
S.S.	

RD 2550
D- 2.5mm, P- 5mm
Open Area $\approx 35\%$

MATERIALS	THICKNESS (mm)
Steel	0.5 - 0.9
Aluminium	0.5 - 2
S.S.	

+ We offer a wide range of custom designed perforation patterns. For any requirements & for more selection of Perforation Patterns, you can send your requirements to contactus@rammetal.com or do your own selection from www.schiavetti.it



RS 50130
D- 5mm, P- 13mm
Open Area $\approx 12\%$

MATERIALS	THICKNESS (mm)
Steel	0.6 - 0.9
Aluminium	0.7 - 2
S.S.	

RS 60100
D- 6mm, P- 10mm
Open Area $\approx 28\%$

MATERIALS	THICKNESS (mm)
Steel	0.5 - 0.9
Aluminium	0.7 - 2
S.S.	

SS 4080
C- 4mm, P- 8mm
Open Area $\approx 25\%$

MATERIALS	THICKNESS (mm)
Steel	0.6 - 0.8
Aluminium	0.6 - 0.9
S.S.	

SS 60120
C- 6mm, P1- 12mm
Open Area $\approx 25\%$

MATERIALS	THICKNESS (mm)
Steel	0.6 - 0.8
Aluminium	0.6 - 0.9
S.S.	

RES 60170
W- 7mm, L- 60mm, P-17mm

MATERIALS	THICKNESS (mm)
Steel	0.5 - 0.8
Aluminium	0.7 - 1.2
S.S.	

RED 20230
L- 20mm, W- 6.5mm, P-23mm
Open Area $\approx 40\%$

MATERIALS	THICKNESS (mm)
Steel	0.7 - 1.5
Aluminium	0.5 - 3

+ We offer a wide range of custom designed perforation patterns. For any requirements & for more selection of Perforation Patterns, you can send your requirements to contactus@rammetal.com or do your own selection from www.schiavetti.it

SURFACE DESIGN PATTERNS

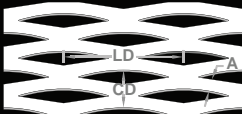
6020


EXPANDED METAL MESH PATTERNS



DIAMOND

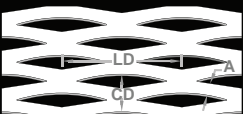
A	9mm
CD	26mm
LD	62mm






SCREEN

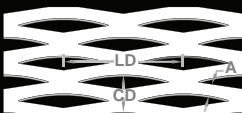
A	24mm
CD	52mm
LD	112mm






OLYMPIC

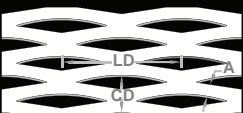
A	33mm
CD	80mm
LD	200mm






HEXA

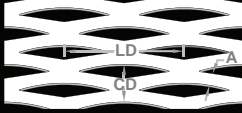
A	5mm
CD	13.5mm
LD	45mm






ALICE


A	15mm
CD	35mm
LD	225mm






MARINA

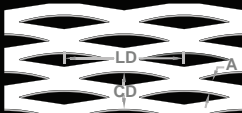
A	21.5mm
CD	56mm
LD	150mm






PISA

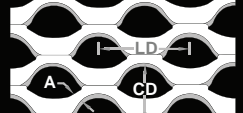
A	20mm
CD	48mm
LD	110mm






ROUNDINDEX


A	6mm
CD	20mm
LD	30mm





+ We offer a wide range of expanded metal mesh patterns. For any requirements & for more selection of Patterns, you can send your requirements to contactus@rammetal.com or do your own selection from www.rgs.it





+ We offer a wide range of expanded metal mesh patterns. For any requirements & for more selection of Patterns, you can send your requirements to contactus@rammetal.com or do your own selection from www.rgs.it

RAL COLORS

 RAL 1013	 RAL 1015	 RAL 1019	 RAL 5001
 RAL 5002	 RAL 5007	 RAL 5018	 RAL 5024
 RAL 6025	 RAL 7003	 RAL 7008	 RAL 7021
 RAL 7035	 RAL 7045	 RAL 8001	 RAL 8008



 RAL 9001	 RAL 9002	 RAL 9003	 RAL 9005
 RAL 9006	 RAL 9007	 RAL 9010	 RAL 9016
 RAL 9017	 RAL 1035	 RAL 1036	 RAL 5025
 RAL 5026	 RAL 7048	 RAL 9022	 RAL 9023


This color card is to be used as an indication only.

For special color requirements and accurate assessment, please contact us at contactus@rammetal.com

WOOD FINISHES



WDF 1001



WDF 1002



WDF 1003



WDF 1004



WDF 1005



WDF 1006



WDF 1007



WDF 1008



WDF 1009



WDF 1010



WDF 1011



WDF 1012

This color card is to be used as an indication only.

For special color requirements and accurate assessment, please contact us at contactus@rammetal.com

ARCHITECTURAL FINISHES

SPECIAL FINISHES




RAM 3168



RAM 3853




RAM 3856



RAM 3859



RAM 3747



RAM 19040

STAINLESS STEEL FINISHES



ANODIZED ALUMINUM FINISHES



This color card is to be used as an indication only.

For special color requirements and accurate assessment, please contact us at contactus@rammetal.com

DATA/PERFORMANCE

The background of the image is a complex, abstract composition. It features several overlapping geometric planes and shapes. A prominent feature is a large, light gray area with a fine, repeating grid or dot pattern. This patterned area is intersected by solid black lines and shapes. In the lower portion, there are thick, black, angular lines that resemble stylized arrows or structural beams. The overall aesthetic is modern, technical, and architectural, suggesting themes of data, engineering, or performance.



ACOUSTICS

Tested as per BS EN ISO 354: 2003 for sound absorption, noise reduction and sound attenuation.

NRC achieved with Acoustic Black fleece – NRC 0.75

NRC achieved with Acoustic Black Fleece and Rockwool Insulation- NRC 1.00

Tested as per ASTM E1414 – 11a for Airborne Sound Attenuation as per ISO 10848-2.

CAC can achieved up to – 48 dB

Perforated & Sound Attenuation cover



WIND RESISTANCE

Tested as per ASTM E330-02

Complies with CWCT Sec 1,12:2005

Wind Resistance – Serviceability & Safety (3600 Pa)

Air Permeability

Complies with CWCT Sec 5:2005 Air Leakage (Test pressure +/- 600 Pa)



ANTI BACTERIAL COATING

Tested as per JIS Z 2801: 2000, which inhibits the growth of bacteria on the applied surface.



LIGHT REFLECTANCE (LR)

Achieved by the metal ceiling/cladding is LR – 0.85-0.96 tested as per ASTM E 1477.



WATER RESISTANCE

Complies with CWCT Sec 6,7:2005 Water Penetration –

Static Method & Dynamic Aero Engine Test (Test pressure 600 Pa)



IGNITION PERFORMANCE FOR PLASTICS

Complies with ASTM D1929-16 Standard Test Method for Determining Ignition Temperature of Plastics

* Flash Ignition Temperature - 458 °C

* Self-Ignition Temperature - 458 °C



FIRE PERFORMANCE

Surface Spread of flame Class 1 tested as per BS 476: Part 7: 1997

“Non-Combustible” Material tested as per BS 476: Part4: 1970

Flame Spread and Smoke Development Index tested as per ASTM E84 (Class 1 or A)

Complies with UNE-EN 13501-1:2007+A1:2010 Fire classification of construction products and building elements - Part 1: Classification using data from reaction to fire tests (CLASS A2-S1, d0)

Complies with NFPA 285-2012 Standard Fire Test Method for Evaluation of Fire Propagation Characteristics of Exterior Non-Load-Bearing Wall Assemblies Containing Combustible Components.



FIRE RESISTANCE

Fire Rated tested as per BS476 : Part 23: 1987 Fire tests on building materials and structures. Methods for determination of the contribution of components to the fire resistance of a structure



SECURITY

Complies with ASTM F2322 standards for physical assault on vertical fixed barriers for detention and correctional facilities



SOFT BODY IMPACT TEST

Tested as per CWCT 75/76 - Impact performance of building envelopes.

Soft body test energy exposure category B

Serviceability - Class 1 (Impact energy 120 J)

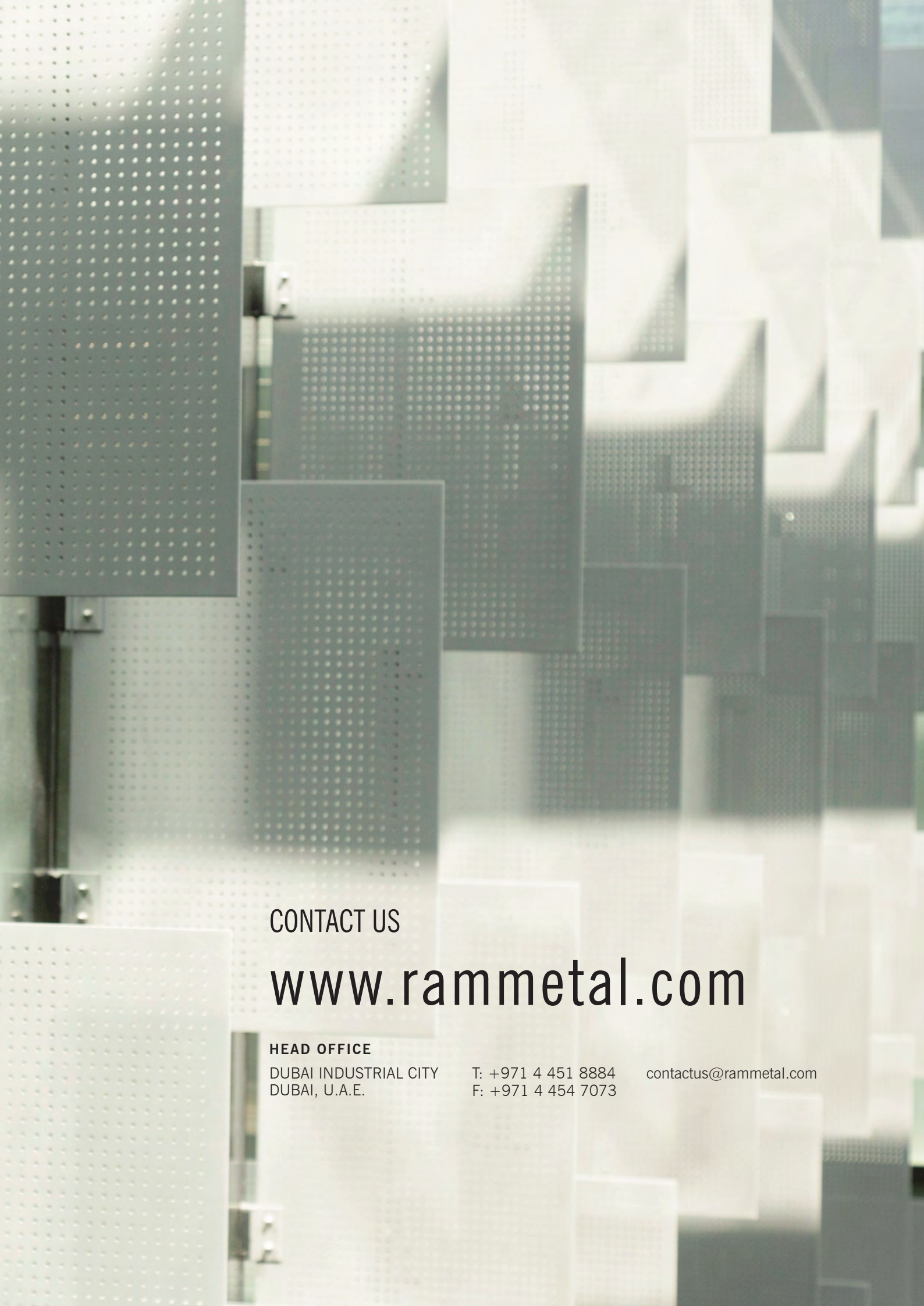
Safety performance - Negligible risk (Impact energy 500 J)



ANTI DRUMMING

High performance sound deadening and reduced vibrations (resonance)





CONTACT US

www.rammetal.com

HEAD OFFICE

DUBAI INDUSTRIAL CITY
DUBAI, U.A.E.

T: +971 4 451 8884
F: +971 4 454 7073

contactus@rammetal.com